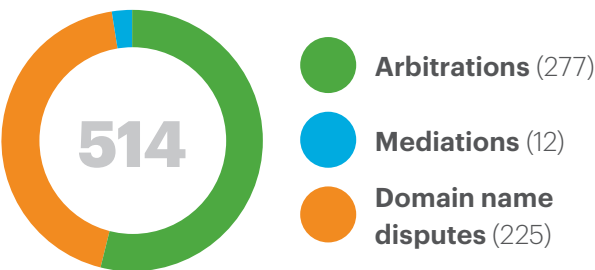


Total new cases



Overall arbitration cases

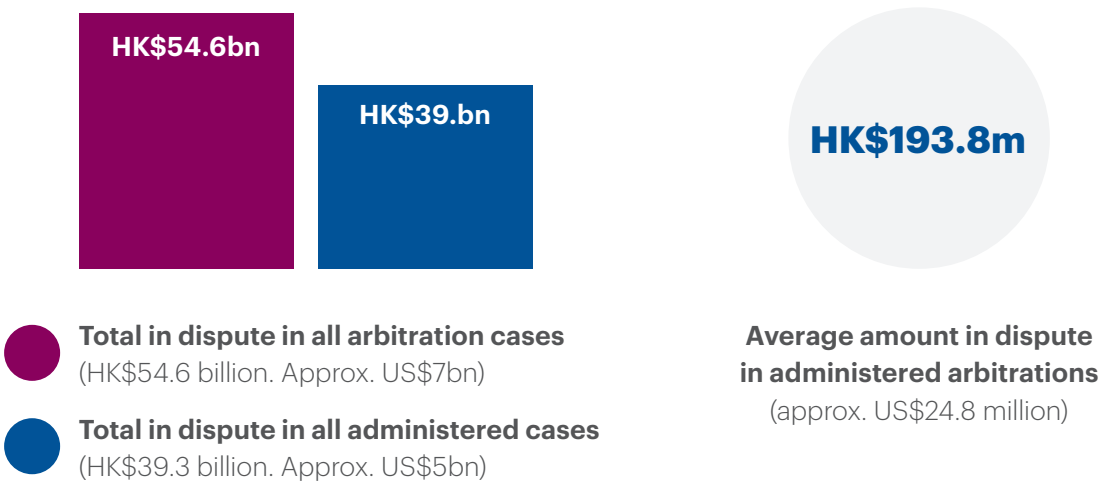


International arbitrations

Arbitrations submitted to HKIAC in 2021



Amount in dispute



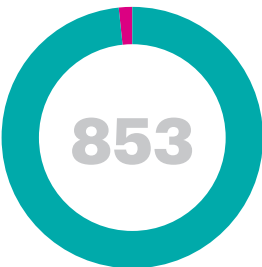
ICC International Court of Arbitration

(preliminary statistics)

Total new cases




Overall arbitration cases



- Filed under the ICC Arbitration Rules (840)
- Filed under the Rules of ICC as Appointing Authority (13)


Amount in dispute



- Average amount in dispute in new cases registered between January and October 2021 (US\$184 million)
- Average amount in dispute in new cases registered between January and December 2020 (US\$54.1 million)



Amount disputed in a single new case



International arbitrations:

New cases registered under ICC Arbitration Rules in 2021



Most common sources of cases

- United States
- Brazil
- Spain
- United Arab Emirates
- Mexico
- France
- Germany
- PR China and Hong Kong SAR
- India
- Italy


LCIA

Total new cases



International arbitrations

Parties in arbitrations administered pursuant to the LCIA Rules



Top 3 industry sectors



Amount in dispute



Total new cases



Overall arbitration cases



International arbitrations

New cases filed at SIAC



Top foreign user rankings



Amount in dispute



Highest sum in dispute for a single administered case in 2021



More than twice the highest sum in 2020



SIAC's total sum in dispute for 2021