

Dentons Flashpoint

Daily Global Situation Report

March 9, 2021

Global Situation Update: March 9, 2021

KEY TAKEAWAYS

A Brazilian judge annuls all sentences against former President Luiz Inácio Lula da Silva, opening the door for a 2022 presidential run.

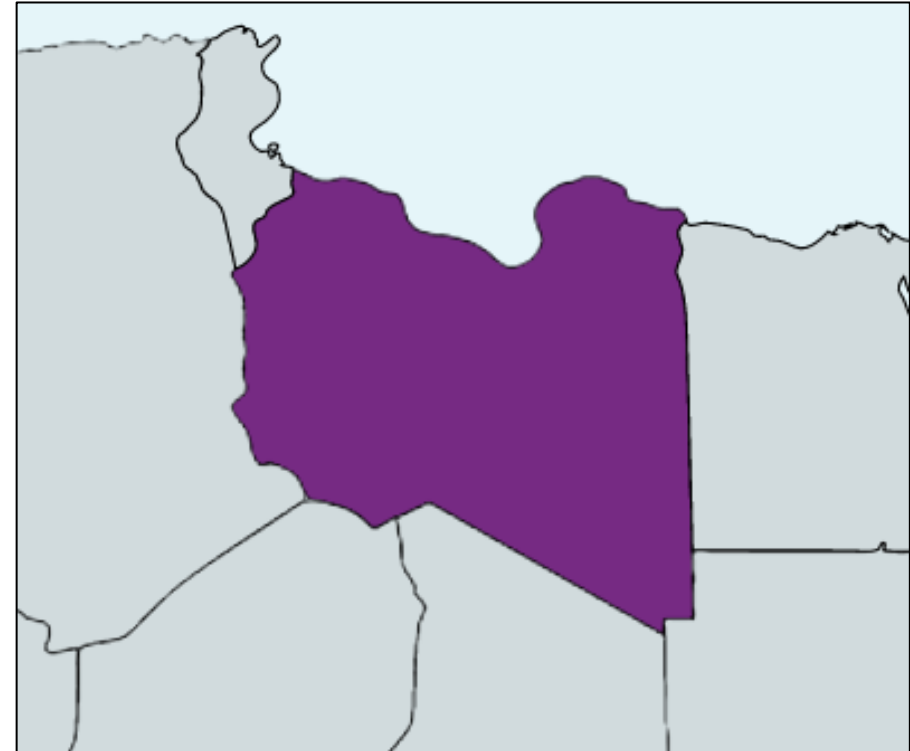
Moderna announces a new collaboration with Baxter International to scale up its vaccine production.

The OECD raised its global economic forecast to 5.6 percent growth.

Global Situation Update: March 9, 2021

WHAT WE'RE WATCHING

Libya's fractious House of Representatives met in Sirte Monday and postponed its vote of confidence on the country's new interim government to today. The vote will be an early test of the government's viability; even with a vote of confidence, the new government will face a host of internal and external obstacles ahead of planned December elections.



Note: This report is based on sources and information deemed to be true and reliable, but Dentons makes no representations to same.

Global

Confirmed coronavirus cases globally surpassed 117 million, with deaths at 2.6 million.

- The OECD raised its **global economic forecast** to 5.6 percent growth, saying the economic outlook has brightened as vaccine rollouts gain speed and the US launches a vast new stimulus package.

COVID-19 Vaccine

A new study in the New England Journal of Medicine found that the Pfizer-BioNTech vaccine was able to neutralize the new Brazilian coronavirus variant.

- **Moderna** announced a new collaboration with Baxter International to scale up its vaccine **production in the US.**
- **Indonesia** received about 1.1 million AstraZeneca doses from Covax.
- **Thailand** will cut its required quarantine time from 14 to 7 days for vaccinated travelers.
- **Vietnam** launched vaccinations Monday, using the AstraZeneca shot.
- The **Malaysian** government reiterated its goal to reach herd immunity by February 2022.
- **Tunisia** starts its vaccination program today with the arrival of 30,000 Sputnik V doses.

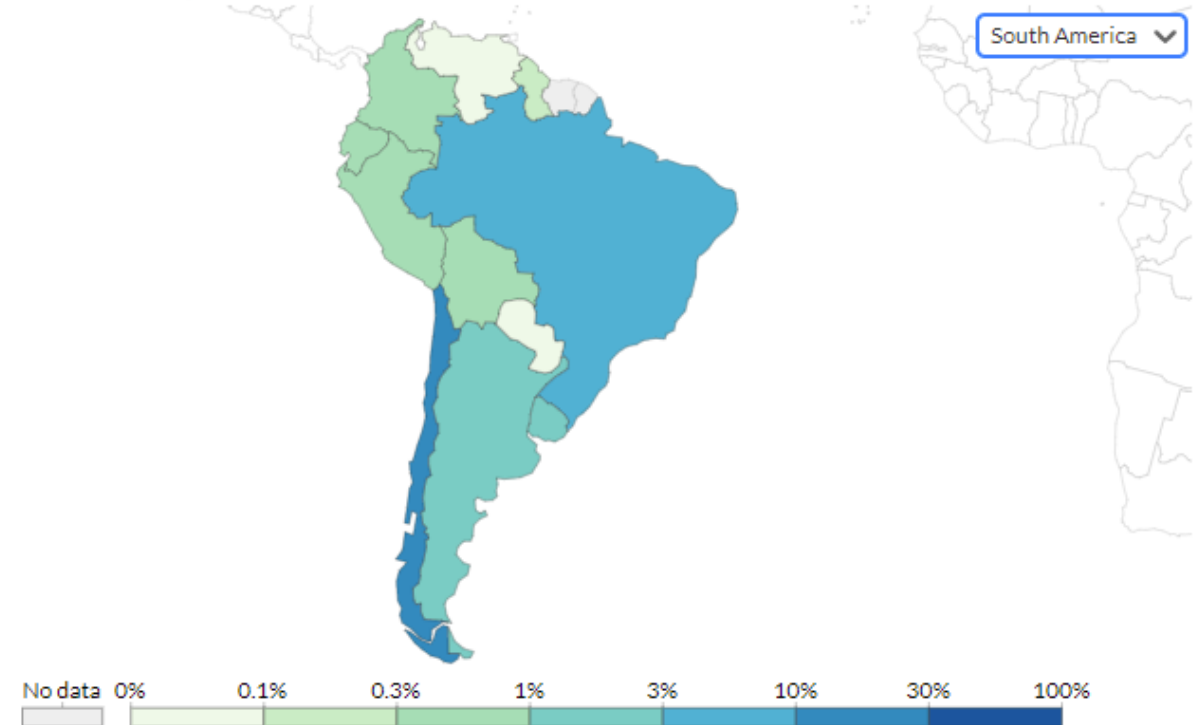
COVID-19 Vaccine

Globally, 312.17 million have received vaccinations.

Chile, with its robust vaccine program, has overtaken Israel for the highest number of daily doses administered per 100 people. Chile is now sharing vaccine supplies with neighbors, in the first example of vaccine diplomacy in South America.

Share of people who received at least one dose of COVID-19 vaccine, Mar 8, 2021

Share of the total population that received at least one vaccine dose. This may not equal the share that are fully vaccinated if the vaccine requires two doses.



Note: This report is based on sources and information deemed to be true and reliable, but Dentons makes no representations to same.

Markets & Business

Mergers and acquisitions within China are running at a record pace, valuing \$77.5 billion, the busiest-ever start to a year and almost three times the level in the same period of 2020, per Refinitiv data.

- **Global stocks** steadied on Tuesday, supported by stronger US equity futures and a decline in US and European bond yields.
- In **US markets**, technology stocks continued their slide Monday as a selloff in US government bonds continued into its sixth week. Treasury yields jumped again following the Senate's approval of the \$1.9trn COVID-19 relief bill.
- **Oil prices** retreated from their peak over \$70 after it became apparent that the attack on Saudi oil facilities did not cause significant damage.
- **Greensill Capital** filed for insolvency, leaving behind a trail of losses for investors.
- **American Airlines** said it will seek \$7.5 billion backed by its frequent flier program to repay a federal loan.
- **Apollo Global Management** said it will reabsorb **Athene** in a deal valuing Athene at \$11 billion.
- The European Commission has given an unconditional authorization to the 7.8 billion euro (\$9.28 billion) merger between **Nexi** and Nordic rival **Nets**, the merger will create the Europe's largest payments group.

Note: This report is based on sources and information deemed to be true and reliable, but Dentons makes no representations to same.

Africa

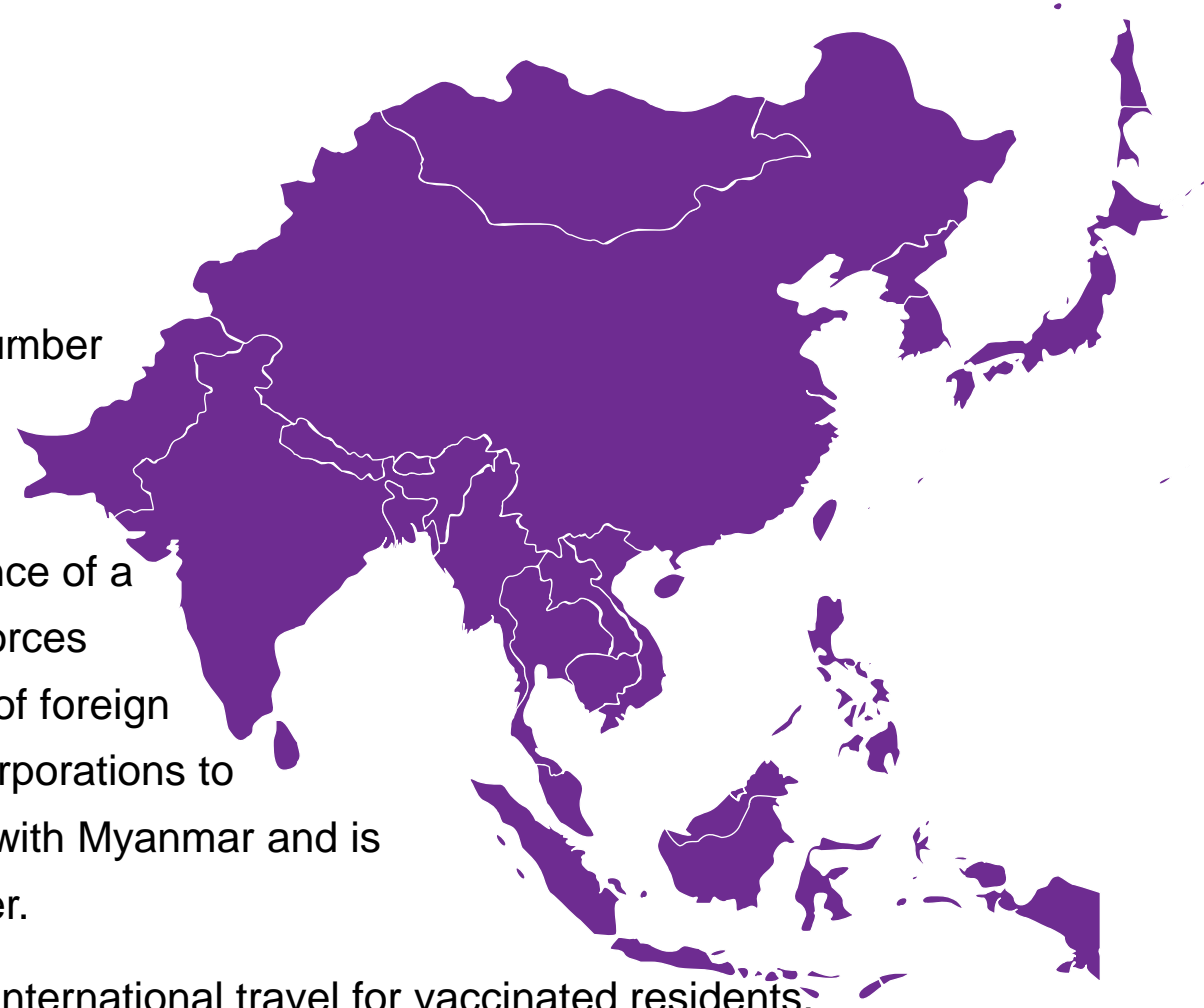
- **Senegalese** opposition leader Ousmane Sonko was charged with rape Monday but released on bail; his arrest last Wednesday sparked days of violent protests. Sonko claims the charges are politically motivated.
- The leader of **Benin's** largest opposition party was arrested Monday and is accused of planning to assassinate several political figures; her arrest has added to concerns about Benin's slide towards authoritarianism under President Talon.
- **Burundi** is set to free 40 percent of its prisoners in a bid to empty overcrowded jails.
- **South Africa's** GDP in Q4 grew q/q ending in December, led by expansion in manufacturing, construction and trade, but the economy recorded its biggest annual contraction in seven decades in 2020.



Note: This report is based on sources and information deemed to be true and reliable, but Dentons makes no representations to same.

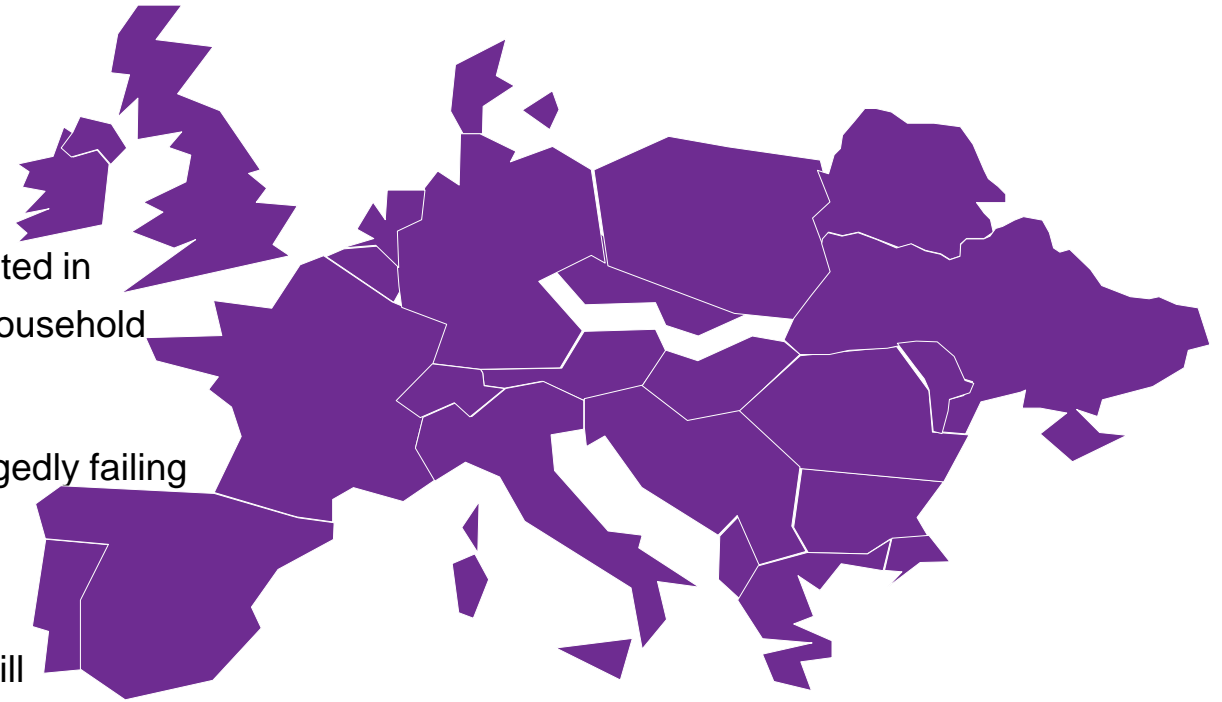
Asia

- **Japan** is reportedly weighing a daily limit of 2,000 on the number of daily foreign arrivals as it reopens in preparation for the Olympics.
- Thousands of people took to the streets of Yangon in defiance of a nighttime curfew; the protests were broken up by security forces using tear gas and stun grenades. *Reuters* published a list of foreign companies operating in **Myanmar** as pressure grows on corporations to pull out. **Australia** has suspended its defense cooperation with Myanmar and is redirecting humanitarian aid because of the military takeover.
- **China** is launching a health certificate program to facilitate international travel for vaccinated residents. Beijing will use “*combination legal punches*” to safeguard **Hong Kong’s** electoral system and ensure only “patriots” rule the city, Chairman Le Zhanshu of the National People’s Congress (NPC) said Monday.



Europe

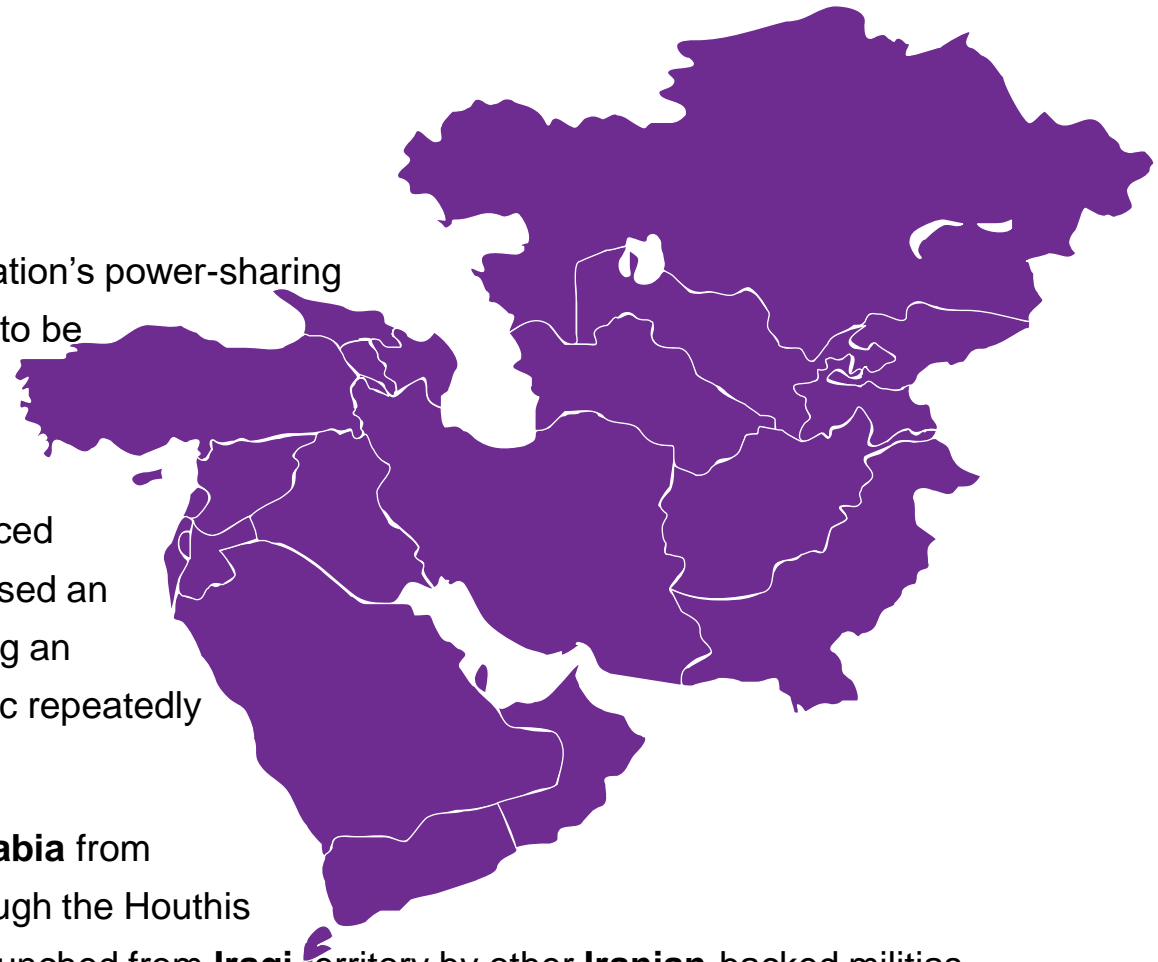
- The **euro zone** economy contracted more than previously estimated in Q4 2020 against the previous quarter, revised data showed, as household consumption plunged because lockdowns.
- **Russian** authorities are suing five social media platforms for allegedly failing to delete posts urging children to take part in illegal protests.
- Hundreds of women in Istanbul protested China's treatment of Uighurs and **Turkey's** new extradition treaty with **China**, which still awaits parliamentary approval in Turkey.
- The European Medicines Agency is weighing further precautionary action after **Austrian** suspended the use of a batch of AstraZeneca-Oxford vaccines. **Italy** became the first **EU** country to surpass 100,000 COVID-19 deaths. **France** is not planning to put the Paris region, which comprises about one-sixth of France's population, into lockdown even though the number of people with COVID-19 in intensive care is at its highest since November. **Hungary** closed most stores for two weeks and kindergartens and primary schools until April 7 amid a spike of new infections and hospitalizations.
- In **Turkey**, the head of Istanbul's stock exchange resigned ahead of a **US** trial against Halkbank, where he was once deputy chief executive.



Note: This report is based on sources and information deemed to be true and reliable, but Dentons makes no representations to same.

Middle East

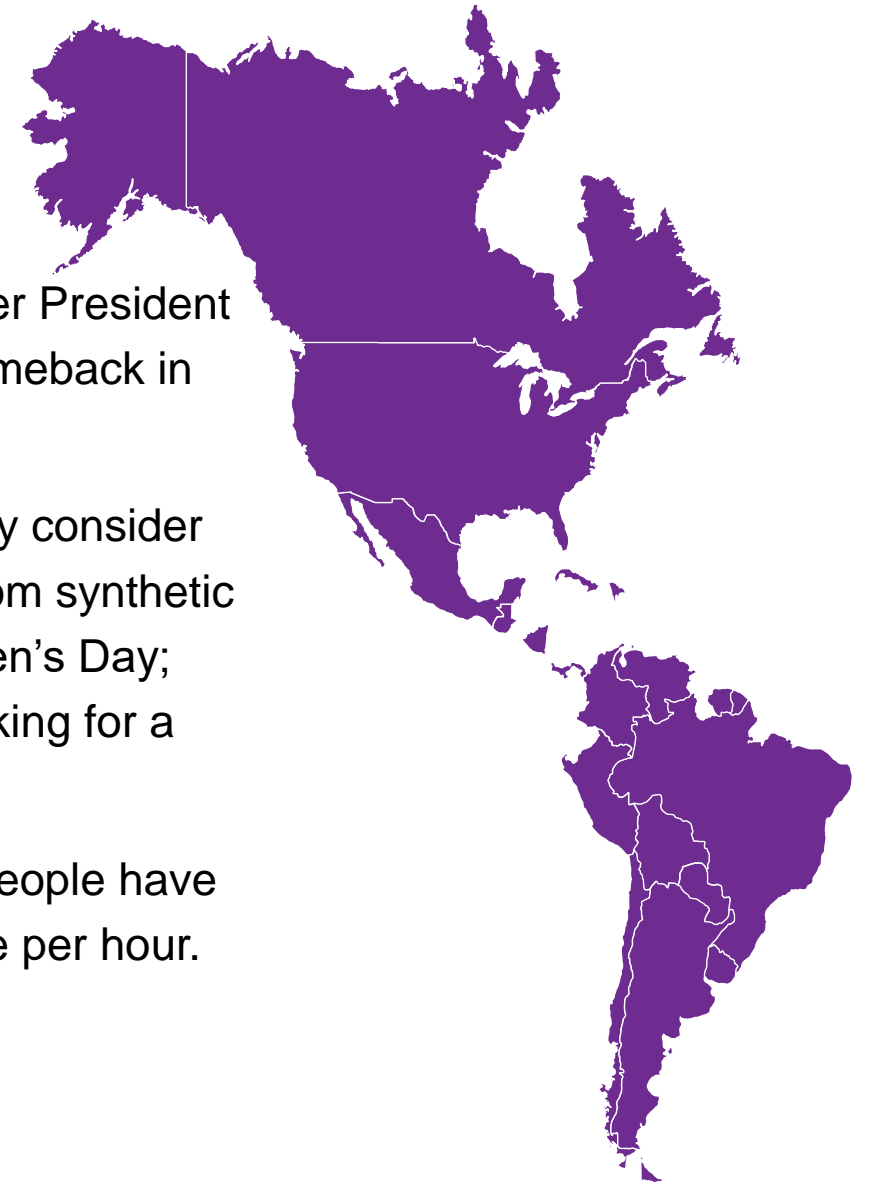
- **Afghanistan's** President Ashraf Ghani criticized the Biden Administration's power-sharing proposal as "coercive." The US plan calls for the current government to be replaced by a new interim government while a constitution is agreed to and elections are held.
- The IAEA said that **Iran** is enriching uranium with a new set of advanced machines at its underground Natanz plant. After Iran last month imposed an Internet shutdown lasting several days in a southeastern region during an upsurge of unrest, activists say the government is now using the tactic repeatedly when protests erupt.
- The **US** expressed alarm over "genuine security threats" to **Saudi Arabia** from **Yemen's** Houthis, and pledged to help bolster Saudi defenses. Although the Houthis claimed responsibility, speculation is growing that the rockets were launched from **Iraqi** territory by other **Iranian**-backed militias.
- **Lebanon's** President Aoun called on security forces to prevent roads being blocked by protesters, as demonstrators declared a "day of rage" amid growing anger about more than a year of economic crisis and months of political paralysis.



Note: This report is based on sources and information deemed to be true and reliable, but Dentons makes no representations to same.

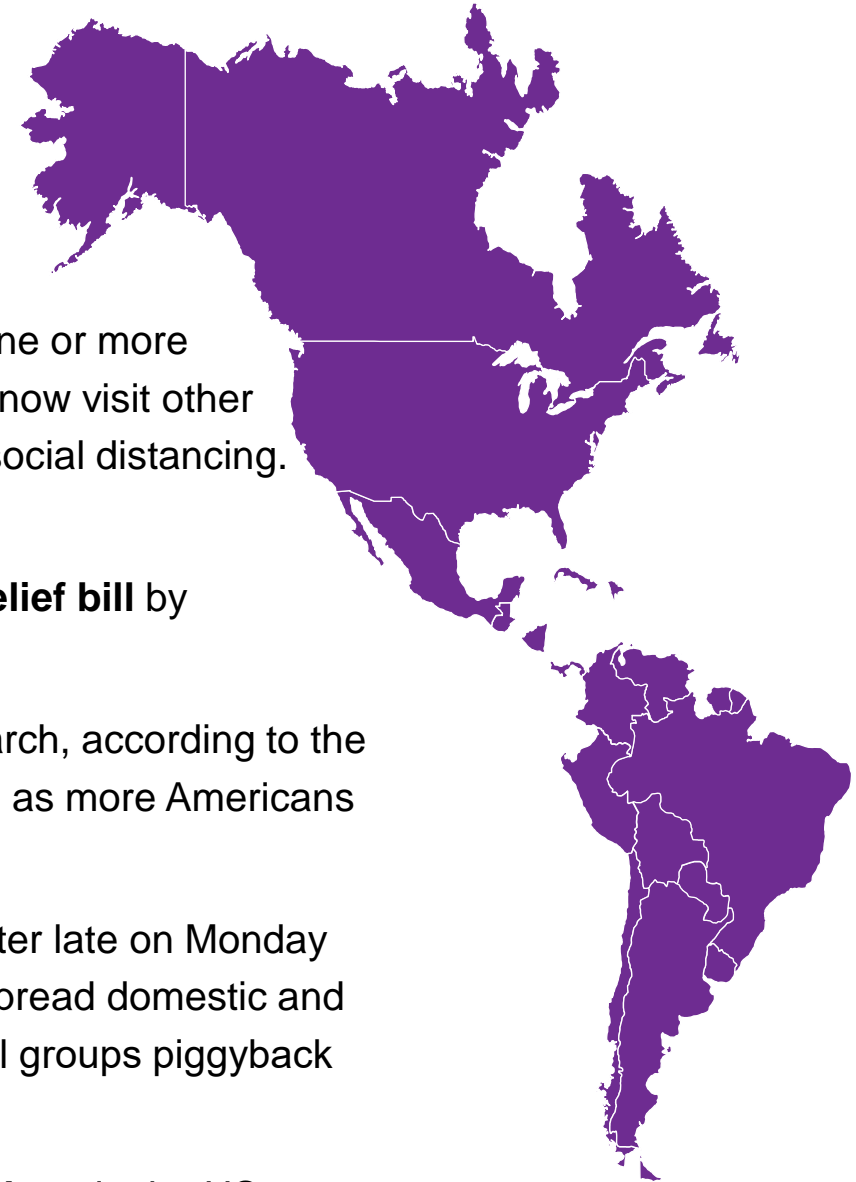
Americas

- A supreme court judge in **Brazil** annulled all sentences against former President Luiz Inácio Lula da Silva, opening the door for a possible political comeback in 2022 elections.
- **Mexican** President Lopez Obrador signaled that the government may consider legislation to address the impact on poppy growers of competition from synthetic opioids. Women across Mexico marched to mark International Women's Day; President Lopez Obrador faces anger from many women for his backing for a politician accused of rape.
- **Colombian** human rights group ombudsman said that over 11,000 people have been displaced in the country so far this year - equivalent to 7 people per hour.



Note: This report is based on sources and information deemed to be true and reliable, but Dentons makes no representations to same.

Americas: US



- Nationally, 60 million people (18.1 percent of the total population) have received one or more **vaccine doses**. The CDC **updated guidance** to say fully vaccinated people can now visit other fully vaccinated people or people at low-risk of serious disease without masks or social distancing. New York City high **school students** will return to in-person learning this month.
- Speaker Pelosi said the House will take up the Senate's **\$1.9 trillion COVID-19 relief bill** by Wednesday.
- More than 4.4 million **new businesses** have been created in the US since last March, according to the Census Bureau, far exceeding the expected uptick that occurs during a recession, as more Americans become entrepreneurs in response to economic transformation.
- The US **Cybersecurity** and Infrastructure Security Agency issued an alert on Twitter late on Monday urging all organizations across all sectors to follow guidance to address the widespread domestic and international exploitation of four vulnerabilities in Microsoft's Exchange, as criminal groups piggyback on Chinese exploitation of the security flaw.
- The Biden Administration will grant Temporary Protected Status (TPS) to **Venezuelans** in the US, providing deportation protection for at least 18 months, and will review US sanctions on the country.

Note: This report is based on sources and information deemed to be true and reliable, but Dentons makes no representations to same.

How do You Manage Incident Response?

2021 has already seen business disrupted by extreme weather, ransomware attack, the ongoing pandemic and more. The common refrain “It’s not if, but when” rings truer than ever for disruptive incidents that will impact business as usual.

Working with Dentons, you can effectively develop an organizational incident-behavior adopted by all your team members. Dentons will help you build muscle memory through tabletop exercises, which are crafted to fit the business strategy of every client.

Our team plays events and incidents of different severities and complexities and accounts for real-world factors such as inconclusive evidence, mistakes by responders, and the business impact of eradication steps. Our tech-savvy lawyers continuously revise the playbooks per the evolving sector-specific threat landscape.

Dentons tabletop sessions are fluid, and designed to enhance preparedness with services, including:

- ❖ Ransomware tabletop exercises
- ❖ Post-tabletop action reports
- ❖ Maturity assessments for preparedness
- ❖ Supply-chain attack simulation
- ❖ Comprehensive incident response plan
- ❖ Threat analysis and monitoring

All interaction with Dentons is attorney-client privileged

To learn more about the bespoke intelligence and risk services from Dentons, contact [Karl Hopkins](#).

China Bulletin: New Terms in Biden-era China Policy

By Briana Boland

Now approaching two months in office, the Biden Administration has effectively signaled the continuation of tough US posture on China. Key national security positions have been staffed by China experts and known China hawks, and Biden's cabinet appointments have consistently affirmed their readiness to challenge China during confirmation hearings. As President Biden seeks to strike a balance between contrast with his predecessor and agreement on the fundamentals of China policy, differences between Biden-era and Trump-era China policy are emerging.

Key among these is the expectation that Biden will provide a more clearly articulated policy vision for how the US and China should coexist within the international system, moving away from the Trump Administration's more critical focus on diagnosing the threats posed by China. In the administration's early stages, some new terms being used to discuss China can provide insight into the lenses through which US-China competition may be redefined over the next four years.

Techno-democracies versus Techno-autocracies

In Secretary of State Blinken's confirmation hearing, he briefly introduced the idea of techno-democracies, saying that: "*whether*

techno-democracies or techno-autocracies are the ones who get to define how tech is used ... will go a long way toward shaping the next decades." Blinken and other administration officials have since used the terms "techno-democracy" and "techno-authoritarianism" in conversations about the key frontier of US-China tech competition. Blinken has described a "*fault line*" between techno-democracies and techno-autocracies and called for a techno-democracies to rally together and set the standards for emerging technologies. In the Biden Administration's recently released Interim National Security Strategic Guidance, the "*technological revolution*" and the need for "*technology governance*" featured strongly, indicating the administration's prioritization of technology issues on the international stage.

Note: This report is based on sources and information deemed to be true and reliable, but Dentons makes no representations to same.

China Bulletin: The New Terms of Biden-era China Policy

All of this rhetoric indicates that norms and governance of emerging technology may become key tenet around which the Biden Administration will seek to build international coalitions and establish standards. In many ways, this can be seen as a continuation of Trump Administration efforts to protect strategic technology sectors from Chinese dominance, such as the flagship pressure campaign against Huawei's presence in 5G systems. But the idea of "techno-democracy" provides space for a broader framework to define the technology standards that the US will take to the international stage, from 5G security to data privacy and norms around use of AI. Whether "techno-democracy" is something around which the US can rally allies will prove a challenging question. Even the US and Europe do not see eye-to-eye on all tech issues, and many of America's international partners would themselves come under criticism for repressive uses of technology. The first major test of this idea may come at the summit of democracies that Biden has pledged to hold in his first year in office – the progress of technology-centric discussions and standard setting will be a key area to watch.

Sharp Power and Chinese International Influence Operations

Beyond dividing lines in tech policy, the Biden Administration has begun to give clearer indications of how it thinks about China's international influence more broadly, hinting at how rhetoric about "*countering China*" could translate into more concrete policy. On a call with reporters about President Biden's phone call with President Xi, a senior administration official used the term "*sharp power*" to describe China's actions around the world. "Sharp power" was coined in 2017 by the National Endowment for Democracy (NED) to describe the covert and coercive means by which Russia and China exert influence abroad, which do not fall neatly into classic definitions of "soft power" or "hard power." Though the term has not been widely used by the administration, it hints at the academic influences underlying Biden China policy. Insight on the influences behind of policy thinking are particularly important in an administration whose foreign policy brain trust pays close attention to the intellectual underpinnings of foreign policy. The roots for Biden's overarching vision of a "Foreign Policy for the Middle Class," for example, can be

Note: This report is based on sources and information deemed to be true and reliable, but Dentons makes no representations to same.

China Bulletin: The New Terms of Biden-era China Policy

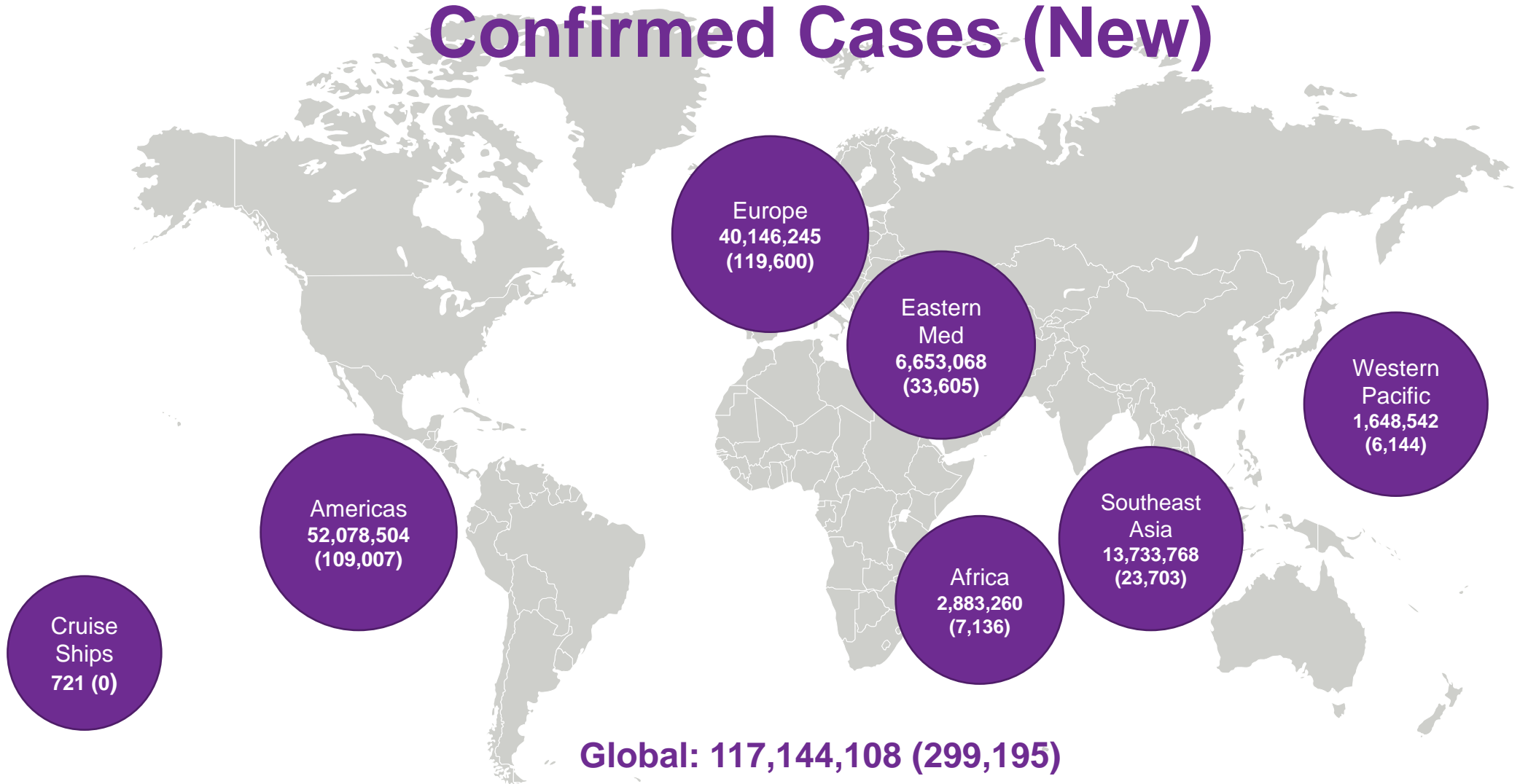
found in a multi-year Carnegie Endowment project – the authors of which include many of Biden’s current national security staff. Buzzwords like “sharp power” and “techno-democracy” may not be readily understood or frequently used by policymakers, but they provide an important window into how the Biden Administration thinks about China. So far, Biden has taken no major action towards China - but the administration’s intellectual undercurrents are showing how policy may shift over the coming years.

Note: This report is based on sources and information deemed to be true and reliable, but Dentons makes no representations to same.

Coronavirus Condition Updates

As of 2100 hours US EDT on March 8, 2021

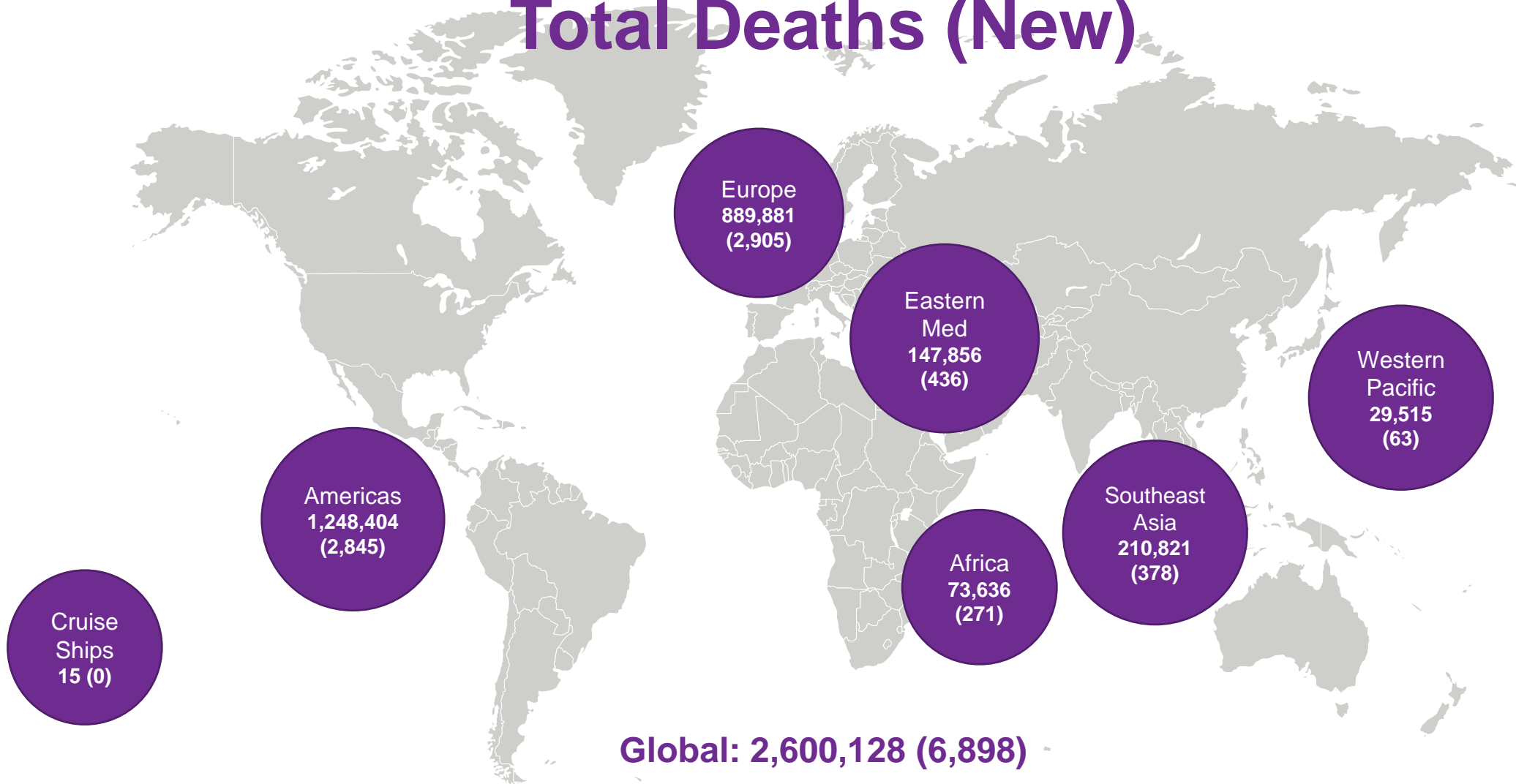
Confirmed Cases (New)



Reflects data as of 2100 hours the evening before the date of the situation report.
Data Source: Johns Hopkins University

Note: This report is based on sources and information deemed to be true and reliable, but Dentons makes no representations to same.

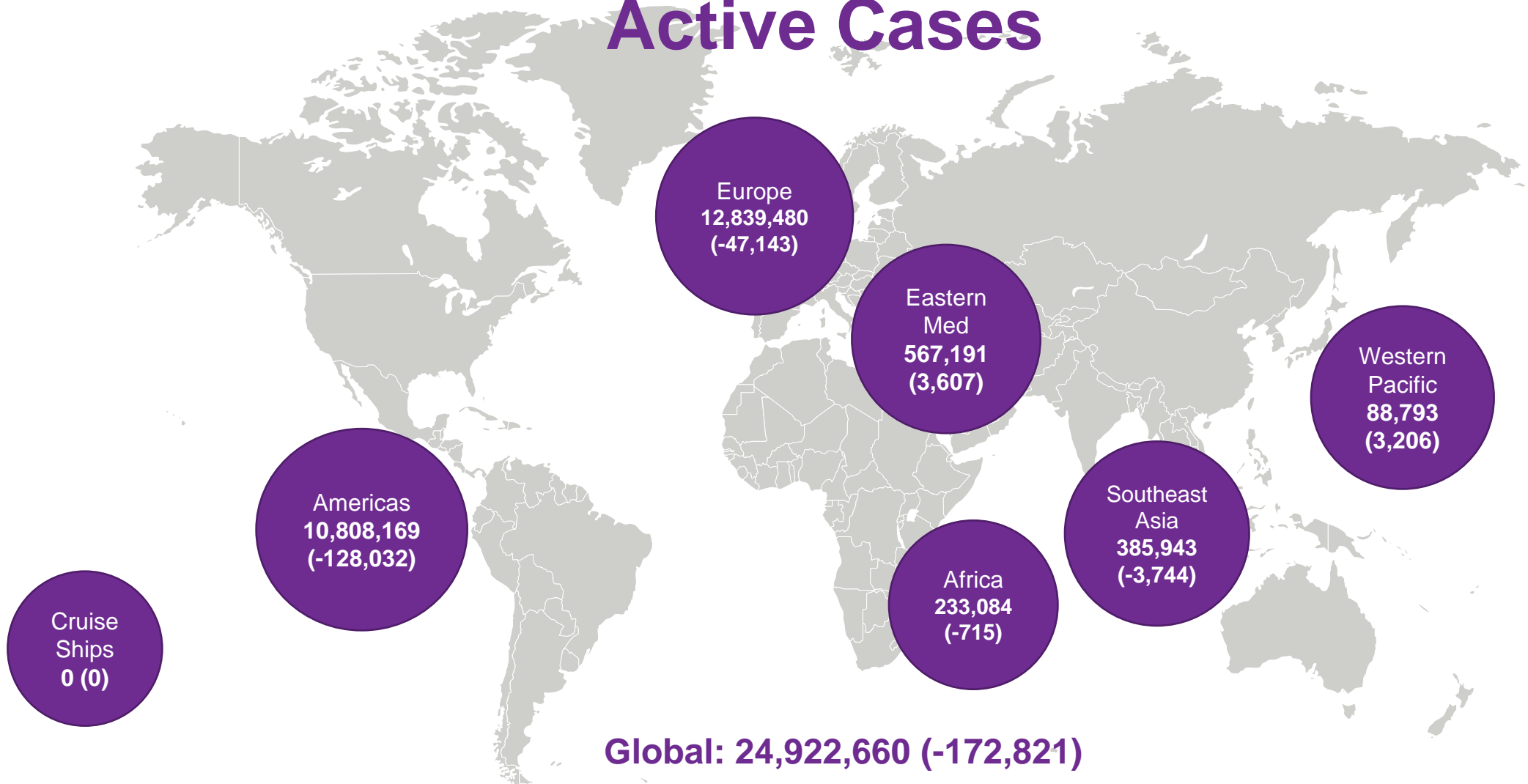
Total Deaths (New)



Reflects data as of 2100 hours the evening before the date of the situation report.
Data Source: Johns Hopkins University

Note: This report is based on sources and information deemed to be true and reliable, but Dentons makes no representations to same.

Active Cases



Reflects data as of 2100 hours the evening before the date of the situation report.
Data Source: Johns Hopkins University

Note: This report is based on sources and information deemed to be true and reliable, but Dentons makes no representations to same.

Country Risk Assessment

VERY HIGH RISK (>5,000 cases)

| Country | Active Cases | Confirmed (New) | Deaths (New) | Cases / 1M Pop. | Deaths / 1M Pop | % Daily Change7-Day Av |
|-------------|--------------|------------------|--------------|-----------------|-----------------|------------------------|
| US | 8984243 | 29039970 (45655) | 525817 (778) | 89503 | 1621 | 1.29% |
| France | 3607635 | 3969612 (5534) | 89090 (363) | 59804 | 1360 | 3.76% |
| Spain | 2939158 | 3160970 (11958) | 71436 (298) | 67589 | 1527 | -1.38% |
| Netherlands | 1108399 | 1139102 (3844) | 15990 (28) | 65493 | 924 | 2.79% |
| Brazil | 958975 | 11051665 (32321) | 266398 (987) | 51760 | 1248 | 4.20% |
| UK | 820706 | 4235989 (4823) | 124801 (65) | 61988 | 1828 | 0.98% |
| Belgium | 713199 | 789008 (1117) | 22292 (31) | 67780 | 1915 | 2.12% |
| Sweden | 671958 | 684961 (0) | 13003 (0) | 67535 | 1282 | 4.04% |
| Italy | 472533 | 3081368 (13882) | 100103 (318) | 51015 | 1657 | 4.64% |
| Russia | 318234 | 4284408 (10145) | 87985 (371) | 29683 | 613 | 1.74% |
| Mexico | 263558 | 2130477 (1877) | 190923 (319) | 16392 | 1468 | 1.93% |
| Poland | 261683 | 1801083 (6169) | 45317 (32) | 47625 | 1198 | 4.96% |
| Switzerland | 237378 | 565034 (2744) | 10056 (8) | 64962 | 1156 | 1.33% |
| Ireland | 195865 | 223651 (432) | 4422 (0) | 44951 | 889 | 1.51% |

Data Source: Johns Hopkins University

VERY HIGH RISK (>5,000 cases)

| Country | Active Cases | Confirmed (New) | Deaths (New) | Cases/ 1M Pop. | Deaths/ 1M Pop | % Daily Change7-Day Av |
|-----------|--------------|------------------|--------------|----------------|----------------|------------------------|
| Iran | 187869 | 1698005 (8313) | 60786 (99) | 20041 | 717 | 3.43% |
| India | 187462 | 11244786 (15388) | 157930 (77) | 8094 | 114 | 1.07% |
| Ukraine | 184494 | 1455421 (5680) | 28616 (114) | 32301 | 623 | 3.81% |
| Czechia | 168158 | 1325291 (3960) | 21882 (165) | 123603 | 2055 | 6.43% |
| Argentina | 150033 | 2154694 (5058) | 53121 (241) | 47378 | 1168 | 1.98% |
| Indonesia | 145628 | 1386556 (6894) | 37547 (281) | 5033 | 136 | 3.26% |
| Turkey | 132508 | 2793632 (13215) | 29094 (64) | 32882 | 342 | 2.94% |
| Germany | 118814 | 2513784 (5129) | 72236 (252) | 29937 | 866 | 2.32% |
| Hungary | 115981 | 468713 (2696) | 15988 (115) | 48604 | 1658 | 7.64% |
| Greece | 105720 | 206281 (1161) | 6797 (39) | 19858 | 654 | 6.79% |
| Honduras | 101875 | 174243 (514) | 4283 (23) | 17352 | 425 | 1.87% |
| Serbia | 84604 | 489530 (4091) | 4579 (17) | 56183 | 526 | 5.48% |
| Lebanon | 80051 | 397887 (2283) | 5089 (43) | 58475 | 748 | 5.27% |
| Portugal | 61548 | 810459 (365) | 16565 (25) | 79642 | 1628 | 0.68% |

Note: This report is based on sources and information deemed to be true and reliable, but Dentons makes no representations to same.



Country Risk Assessment

VERY HIGH RISK (>5,000 cases)

| Country | Active Cases | Confirmed (New) | Deaths (New) | Cases / 1M Pop. | Deaths / 1M Pop | % Daily Change 7-Day Av |
|--------------------|--------------|-----------------|--------------|-----------------|-----------------|-------------------------|
| Slovakia | 60565 | 323786 (396) | 7921 (85) | 59286 | 1450 | 4.59% |
| Jordan | 58689 | 435130 (7413) | 4987 (52) | 42359 | 485 | 8.73% |
| Norway | 57140 | 75770 (828) | 632 (0) | 13902 | 116 | 5.33% |
| Iraq | 52959 | 731016 (4468) | 13596 (24) | 17902 | 333 | 4.37% |
| Romania | 47969 | 830563 (2280) | 20963 (63) | 43373 | 1095 | 3.19% |
| Peru | 47077 | 1371176 (6212) | 47854 (173) | 41294 | 1441 | 3.02% |
| Bolivia | 43891 | 254736 (463) | 11845 (22) | 21582 | 1004 | 1.95% |
| Dominican Republic | 41961 | 243526 (279) | 3179 (7) | 22296 | 291 | 1.45% |
| Philippines | 39330 | 597763 (3351) | 12521 (5) | 5406 | 113 | 3.24% |
| Bangladesh | 38579 | 551175 (845) | 8476 (14) | 3324 | 51 | 0.79% |
| Bulgaria | 38424 | 263303 (2995) | 10764 (150) | 38091 | 1557 | 5.19% |
| Israel | 37873 | 805116 (3541) | 5917 (26) | 87478 | 643 | 3.12% |
| Colombia | 37486 | 2278861 (2205) | 60598 (95) | 44463 | 1182 | 1.04% |
| Albania | 35737 | 113580 (683) | 1956 (17) | 39497 | 680 | 4.97% |

VERY HIGH RISK (>5,000 cases)

| Country | Active Cases | Confirmed (New) | Deaths (New) | Cases/ 1M Pop | Deaths/ 1M Pop | % Daily Change 7-Day Av |
|------------------|--------------|-----------------|--------------|---------------|----------------|-------------------------|
| Cyprus | 34940 | 37230 (352) | 233 (0) | 30683 | 192 | 5.97% |
| Algeria | 32177 | 114382 (148) | 3018 (5) | 2577 | 68 | 0.99% |
| Egypt | 31571 | 187094 (591) | 11038 (43) | 1805 | 106 | 2.18% |
| Canada | 30075 | 896247 (4048) | 22271 (37) | 23459 | 587 | 2.33% |
| Chile | 29429 | 860533 (4748) | 21163 (86) | 44753 | 1101 | 3.57% |
| South Africa | 28858 | 1521706 (638) | 50803 (125) | 25439 | 849 | 0.51% |
| Tunisia | 26798 | 238017 (313) | 8225 (24) | 19996 | 691 | 1.83% |
| Ethiopia | 26052 | 167133 (995) | 2442 (13) | 1430 | 21 | 4.28% |
| Uganda | 25080 | 40479 (15) | 334 (0) | 866 | 7 | 0.28% |
| Paraguay | 24835 | 169860 (1817) | 3343 (25) | 23617 | 465 | 5.54% |
| Austria | 23216 | 476980 (1910) | 8732 (19) | 52754 | 966 | 3.38% |
| Ecuador | 22566 | 294618 (115) | 16043 (4) | 16528 | 900 | 2.80% |
| West Bank & Gaza | 19890 | 198554 (1742) | 2157 (17) | 38317 | 416 | 6.66% |
| Estonia | 19875 | 76183 (1180) | 667 (14) | 57404 | 503 | 12.54% |

Data Source: Johns Hopkins University

Note: This report is based on sources and information deemed to be true and reliable, but Dentons makes no representations to same.

Country Risk Assessment

VERY HIGH RISK (>5,000 cases)

| Country | Active Cases | Confirmed (New) | Deaths (New) | Cases / 1M Pop. | Deaths / 1M Pop | % Daily Change 7-Day Av |
|------------|--------------|-----------------|--------------|-----------------|-----------------|-------------------------|
| Malaysia | 19778 | 314989 (1529) | 1177 (8) | 9648 | 36 | 3.94% |
| Kenya | 19662 | 109164 (337) | 1879 (3) | 2000 | 34 | 2.78% |
| Moldova | 19231 | 195602 (350) | 4129 (18) | 48566 | 1025 | 4.68% |
| Kazakhstan | 19037 | 268902 (575) | 3186 (2) | 11556 | 149 | 2.05% |
| Nigeria | 18422 | 158906 (400) | 1982 (13) | 758 | 9 | 1.82% |
| UAE | 17348 | 413332 (2483) | 1335 (13) | 41450 | 134 | 4.67% |
| Pakistan | 16349 | 593453 (1353) | 13281 (54) | 2646 | 59 | 1.84% |
| Costa Rica | 16323 | 206640 (0) | 2833 (0) | 40313 | 553 | 0.75% |
| Finland | 15748 | 62522 (459) | 774 (7) | 11272 | 140 | 7.13% |
| Mozambique | 15411 | 62703 (183) | 698 (5) | 1969 | 22 | 4.94% |
| Kuwait | 13643 | 201898 (1326) | 1133 (6) | 46805 | 263 | 4.89% |
| Japan | 13571 | 439977 (621) | 8301 (46) | 3486 | 65 | 1.64% |
| Bosnia | 13274 | 137291 (1778) | 5297 (69) | 42026 | 1621 | 4.60% |
| Jamaica | 12003 | 26904 (878) | 454 (1) | 9059 | 153 | 12.28% |

VERY HIGH RISK (>5,000 cases)

| Country | Active Cases | Confirmed (New) | Deaths (New) | Cases/ 1M Pop | Deaths/ 1M Pop | % Daily Change 7-Day Av |
|-------------|--------------|-----------------|--------------|---------------|----------------|-------------------------|
| Qatar | 10855 | 167417 (468) | 263 (1) | 59626 | 94 | 1.96% |
| Lithuania | 10849 | 202430 (216) | 3336 (8) | 75086 | 1238 | 1.50% |
| Slovenia | 10758 | 195678 (210) | 3897 (6) | 94115 | 1874 | 2.74% |
| Libya | 10492 | 139658 (1018) | 2288 (15) | 20138 | 330 | 3.96% |
| Kosovo | 9880 | 73735 (1135) | 1655 (15) | 1441 | | 7.17% |
| Montenegro | 8969 | 80191 (417) | 1085 (18) | 127668 | 1727 | 4.87% |
| N Macedonia | 8863 | 107479 (316) | 3206 (11) | 51590 | 1539 | 4.15% |
| Latvia | 8579 | 90525 (194) | 1699 (4) | 48362 | 908 | 4.49% |
| Uruguay | 8404 | 64700 (863) | 658 (7) | 18581 | 189 | 9.45% |
| Malawi | 8294 | 32469 (27) | 1070 (1) | 1668 | 55 | 1.42% |
| Oman | 8126 | 144404 (449) | 1594 (3) | 27799 | 307 | 1.80% |
| South Korea | 7718 | 93263 (446) | 1645 (3) | 1809 | 32 | 3.10% |
| Belarus | 7197 | 296441 (930) | 2047 (9) | 31379 | 217 | 2.76% |
| Myanmar | 7166 | 142045 (11) | 3200 (0) | 2599 | 59 | 0.09% |

Data Source: Johns Hopkins University

Note: This report is based on sources and information deemed to be true and reliable, but Dentons makes no representations to same.

Country Risk Assessment

VERY HIGH RISK (>5,000 cases)

| Country | Active Cases | Confirmed (New) | Deaths (New) | Cases / 1M Pop. | Deaths / 1M Pop | % Daily Change 7-Day Av |
|-----------|--------------|-----------------|--------------|-----------------|-----------------|-------------------------|
| Panama | 7083 | 345236 (402) | 5934 (11) | 79164 | 1361 | 1.11% |
| Denmark | 7054 | 215955 (427) | 2382 (2) | 37075 | 410 | 1.66% |
| Guatemala | 6976 | 178770 (210) | 6479 (6) | 9855 | 357 | 2.30% |
| Armenia | 6837 | 175016 (337) | 3225 (4) | 58987 | 1087 | 1.60% |
| Venezuela | 6544 | 142774 (436) | 1391 (7) | 5031 | 49 | 2.26% |
| Bahrain | 6293 | 127255 (653) | 473 (1) | 73074 | 272 | 3.31% |
| Lesotho | 6293 | 10523 (0) | 308 (1) | 4886 | 143 | 0.27% |
| Sudan | 5357 | 30540 (0) | 1915 (20) | 646 | 43 | 0.58% |
| Australia | 5221 | 29061 (15) | 909 (0) | 1130 | 35 | 0.26% |
| Morocco | 5098 | 486325 (102) | 8683 (1) | 13070 | 233 | 0.53% |

Data Source: Johns Hopkins University

HIGH RISK 1,000-5,000 cases)

| Country | Active Cases | Confirmed (New) | Deaths (New) | Cases/ 1M Pop | Deaths/ 1M Pop | % Daily Change 7-Day Av |
|------------------|--------------|-----------------|--------------|---------------|----------------|-------------------------|
| Ghana | 4866 | 86465 (0) | 647 (0) | 2744 | 21 | 2.82% |
| Botswana | 4734 | 32912 (1166) | 413 (54) | 13806 | 173 | 6.64% |
| Syria | 4520 | 16042 (61) | 1068 (5) | 902 | 60 | 2.49% |
| Cuba | 4507 | 56566 (873) | 350 (2) | 4996 | 31 | 10.56% |
| Somalia | 4199 | 8438 (117) | 307 (5) | 521 | 19 | 12.40% |
| Senegal | 4119 | 35959 (102) | 925 (6) | 2110 | 54 | 3.41% |
| Afghanistan | 4023 | 55876 (29) | 2451 (2) | 1414 | 62 | 0.26% |
| Azerbaijan | 3927 | 236963 (195) | 3247 (6) | 23228 | 318 | 0.97% |
| South Sudan | 3854 | 8870 (104) | 102 (0) | 786 | 9 | 9.70% |
| Congo (Kinshasa) | 3483 | 26627 (86) | 712 (0) | 291 | 8 | 2.50% |
| Croatia | 3354 | 246608 (94) | 5609 (19) | 60327 | 1372 | 1.44% |
| Cameroon | 3292 | 36794 (1080) | 566 (15) | 1363 | 21 | 2.94% |
| Malta | 3178 | 24599 (201) | 334 (0) | 55610 | 755 | 7.89% |
| Sri Lanka | 3019 | 86039 (344) | 507 (5) | 4007 | 24 | 2.89% |

Note: This report is based on sources and information deemed to be true and reliable, but Dentons makes no representations to same.

Country Risk Assessment

HIGH RISK (1,000-5,000 cases)

| Country | Active Cases | Confirmed (New) | Deaths (New) | Cases / 1M Pop. | Deaths / 1M Pop | % Daily Change 7-Day Av |
|---------------|--------------|-----------------|--------------|-----------------|-----------------|-------------------------|
| Zambia | 2802 | 82655 (234) | 1132 (8) | 4412 | 60 | 4.42% |
| Luxembourg | 2774 | 56677 (381) | 663 (11) | 89550 | 1048 | 2.11% |
| Saudi Arabia | 2616 | 380182 (351) | 6534 (6) | 10806 | 186 | 0.65% |
| Maldives | 2602 | 20919 (125) | 64 (0) | 38242 | 117 | 4.49% |
| Georgia | 2521 | 272998 (147) | 3591 (15) | 68525 | 901 | 0.76% |
| Haiti | 2457 | 12536 (0) | 251 (0) | 1090 | 22 | 0.70% |
| Cote d'Ivoire | 2327 | 35331 (144) | 204 (2) | 1317 | 8 | 7.19% |
| Namibia | 2170 | 40187 (157) | 439 (1) | 15624 | 171 | 2.87% |
| Nicaragua | 2090 | 6489 (0) | 174 (0) | 972 | 26 | 0.68% |
| El Salvador | 2078 | 60800 (0) | 1915 (8) | 9341 | 294 | 1.54% |
| Gabon | 1877 | 16015 (390) | 91 (1) | 7082 | 40 | 7.28% |
| Mali | 1805 | 8613 (33) | 358 (0) | 417 | 17 | 2.59% |
| Guinea | 1579 | 16912 (242) | 97 (2) | 1265 | 7 | 5.36% |
| Burundi | 1558 | 2334 (15) | 3 (0) | 192 | 0 | 5.01% |

HIGH RISK (1,000-5,000 cases)

| Country | Active Cases | Confirmed (New) | Deaths (New) | Cases/ 1M Pop | Deaths/ 1M Pop | % Daily Change 7-Day Av |
|---------------------|--------------|-----------------|--------------|---------------|----------------|-------------------------|
| Kyrgyzstan | 1535 | 86583 (33) | 1473 (2) | 13124 | 223 | 0.32% |
| Congo (Brazzaville) | 1534 | 9179 (0) | 131 (0) | 1636 | 23 | 3.91% |
| Rwanda | 1480 | 19659 (108) | 268 (0) | 1493 | 20 | 3.42% |
| Eswatini | 1187 | 17188 (4) | 658 (0) | 14711 | 563 | 0.95% |
| Togo | 1166 | 7598 (28) | 92 (0) | 903 | 11 | 8.75% |
| Sierra Leone | 1121 | 3921 (1) | 79 (0) | 485 | 10 | 0.87% |
| Bahamas | 1004 | 8600 (0) | 181 (0) | 21728 | 457 | 0.94% |

Data Source: Johns Hopkins University

Note: This report is based on sources and information deemed to be true and reliable, but Dentons makes no representations to same.

US Risk Assessment

VERY HIGH RISK (>5,000 cases)

| State & Territory | Active Cases | Confirmed (New) | Deaths (New) | Cases / 1M Pop. | Deaths / 1M Pop | % Daily Change 7-Day Av |
|-------------------|--------------|-----------------|--------------|-----------------|-----------------|-------------------------|
| California | 1660761 | 3603716 (4027) | 54380 (155) | 91218 | 1377 | 0.84% |
| New York | 821866 | 1700091 (5440) | 48401 (66) | 89383 | 2500 | 2.93% |
| Florida | 705541 | 1948307 (3312) | 31764 (81) | 90713 | 1479 | 1.92% |
| Arizona | 696054 | 827237 (783) | 16328 (0) | 113651 | 2243 | 1.14% |
| Virginia | 528523 | 586592 (892) | 9683 (87) | 68724 | 1134 | 1.61% |
| South Carolina | 517956 | 526716 (851) | 8760 (6) | 102300 | 1701 | 1.66% |
| Georgia | 475109 | 1024931 (1444) | 17948 (42) | 96533 | 1690 | 1.59% |
| Maryland | 370365 | 388035 (716) | 7963 (8) | 64184 | 1317 | 1.37% |
| Kentucky | 358037 | 411040 (331) | 4829 (10) | 92003 | 1081 | 1.44% |
| Kansas | 294016 | 298788 (600) | 4772 (4) | 102615 | 1661 | 0.72% |
| New Jersey | 220325 | 814916 (2307) | 23590 (16) | 91747 | 2656 | 2.75% |
| Indiana | 219859 | 667736 (474) | 12744 (7) | 99185 | 1893 | 0.83% |
| Alabama | 194253 | 500092 (273) | 10149 (0) | 101993 | 2070 | 1.26% |
| Washington | 168272 | 345731 (1199) | 5063 (22) | 45808 | 674 | 1.45% |

VERY HIGH RISK (>5,000 cases)

| State & Territory | Active Cases | Confirmed (New) | Deaths (New) | Cases/ 1M Pop. | Deaths/ 1M Pop | % Daily Change 7-Day Av |
|-------------------|--------------|-----------------|--------------|----------------|----------------|-------------------------|
| Colorado | 167070 | 437187 (575) | 5990 (0) | 75917 | 1040 | 1.68% |
| Connecticut | 159075 | 287396 (2066) | 7725 (21) | 80609 | 2167 | 1.66% |
| Oregon | 155217 | 157515 (230) | 2298 (2) | 37346 | 545 | 1.10% |
| Missouri | 147238 | 498269 (261) | 8506 (0) | 85564 | 1429 | 0.57% |
| Texas | 127622 | 2699083 (3525) | 45411 (96) | 93241 | 1574 | 1.42% |
| Rhode Island | 118505 | 128981 (860) | 2549 (8) | 121754 | 2406 | 1.86% |
| Michigan | 91812 | 658355 (2283) | 16662 (4) | 65922 | 1668 | 1.66% |
| Delaware | 87088 | 88563 (209) | 1475 (2) | 90949 | 1515 | 1.67% |
| Idaho | 74974 | 173309 (378) | 1890 (11) | 96980 | 1058 | 1.07% |
| Illinois | 67702 | 1199441 (1184) | 23021 (6) | 94660 | 1817 | 0.97% |
| Pennsylvania | 66718 | 952818 (2045) | 24344 (10) | 74625 | 1911 | 1.78% |
| Wisconsin | 61085 | 621842 (188) | 7106 (0) | 97360 | 1113 | 0.67% |
| Alaska | 59319 | 59624 (339) | 305 (0) | 78213 | 411 | 1.64% |
| Nebraska | 43567 | 203027 (1) | 2113 (0) | 104956 | 1092 | 1.02% |

Data Source: Johns Hopkins University

Note: This report is based on sources and information deemed to be true and reliable, but Dentons makes no representations to same.

US Risk Assessment

VERY HIGH RISK (>5,000 cases)

| State & Territory | Active Cases | Confirmed (New) | Deaths (New) | Cases / 1M Pop. | Deaths / 1M Pop | % Daily Change 7-Day Av |
|----------------------|--------------|-----------------|--------------|-----------------|-----------------|-------------------------|
| Ohio | 34980 | 979725 (1254) | 17501 (0) | 83815 | 1497 | 1.11% |
| Nevada | 34058 | 296393 (203) | 5040 (3) | 96227 | 1636 | 0.81% |
| Maine | 32381 | 45933 (139) | 706 (0) | 34166 | 525 | 2.55% |
| Hawaii | 27704 | 28148 (41) | 444 (0) | 19730 | 314 | 1.29% |
| Massachusetts | 27369 | 592344 (988) | 16435 (18) | 85940 | 2384 | 1.65% |
| New Mexico | 25725 | 187040 (118) | 3811 (3) | 89201 | 1818 | 0.93% |
| North Carolina | 25547 | 874906 (2730) | 11535 (33) | 83419 | 1100 | 1.46% |
| Iowa | 14251 | 340128 (456) | 5559 (1) | 116405 | 1762 | -7.06% |
| Utah | 13708 | 375110 (260) | 1977 (1) | 117004 | 617 | 0.96% |
| Tennessee | 13323 | 783904 (420) | 11556 (9) | 114788 | 1692 | 1.05% |
| Mississippi | 12681 | 297651 (70) | 6808 (0) | 100012 | 2288 | 0.89% |
| Oklahoma | 12038 | 429162 (165) | 4534 (0) | 108457 | 1146 | 1.00% |
| District of Columbia | 10921 | 41579 (160) | 1035 (5) | 58915 | 1467 | 2.15% |
| Louisiana | 8577 | 434289 (504) | 9758 (10) | 93420 | 2099 | 0.87% |

VERY HIGH RISK (>5,000 cases)

| State & Territory | Active Cases | Confirmed (New) | Deaths (New) | Cases/ 1M Pop. | Deaths/ 1M Pop | % Daily Change 7-Day Av |
|-------------------|--------------|-----------------|--------------|----------------|----------------|-------------------------|
| Puerto Rico | 7187 | 101327 (0) | 2059 (0) | 55470 | 610 | 0.73% |
| Minnesota | 7003 | 490483 (472) | 6624 (6) | 86971 | 1175 | 1.07% |
| West Virginia | 5613 | 133627 (182) | 2325 (0) | 74563 | 1297 | 1.18% |

HIGH RISK (1,000-5,000 cases)

| State & Territory | Active Cases | Confirmed (New) | Deaths (New) | Cases/ 1M Pop. | Deaths/ 1M Pop | % Daily Change 7-Day Av |
|-------------------|--------------|-----------------|--------------|----------------|----------------|-------------------------|
| Arkansas | 3608 | 324951 (133) | 5343 (24) | 107678 | 1770 | 0.75% |
| Vermont | 2517 | 16199 (116) | 208 (0) | 25960 | 333 | 5.65% |
| South Dakota | 2067 | 113596 (7) | 1901 (1) | 128407 | 2149 | 0.99% |
| New Hampshire | 2036 | 77060 (199) | 1184 (0) | 56674 | 871 | 1.91% |
| Montana | 1601 | 100959 (45) | 1381 (0) | 94462 | 1292 | 0.95% |

Data Source: Johns Hopkins University

Note: This report is based on sources and information deemed to be true and reliable, but Dentons makes no representations to same.

Contacts

This summary is based on reports sourced from among the 75 countries in which Dentons currently serves clients as well as from firms in other locations, some of which will formally join Dentons later in 2020. We are pleased to share this complimentary summary and contemporaneous assessment, with the caveat that developments are changing rapidly. This is not legal advice, and you should not act or refrain from acting based solely on its contents. We urge you to consult with counsel regarding your particular circumstances.

To read additional analysis, visit the [Dentons Flashpoint portal](#) for insights into geopolitics and governance; industry and markets; cyber and security; science, health and culture; and economic and regulatory issues.

Karl Hopkins

Partner and Global Chief Security Officer
Dentons
Washington, DC

D +1 202 408 9225
karl.hopkins@dentons.com

Melissa Mahle

Senior Analyst
Dentons
Washington, DC

D +1 202 408 6383
melissa.mahle@dentons.com