

# Dentons Flashpoint

## Daily Global Situation Report

March 1, 2021

# Global Situation Update: March 1, 2021

## KEY TAKEAWAYS

US FDA authorized Johnson & Johnson's single-dose COVID-19 vaccine.

Myanmar police fired on protesters on Sunday in the bloodiest day of weeks of demonstrations against a military coup.

Global economic recovery seen in strong demand for manufactured goods in Europe and Asia, but headwinds persist.

## WHAT WE'RE WATCHING

Israeli Prime Minister Netanyahu accused Iran of an attack on an Israeli-owned ship. The ship, now docked in Dubai undergoing assessment, was hit early Friday morning by a blast above the water line. This incident marks an escalation of the conflict between Iran and Israel, and by extension, the US. Israel is likely to retaliate, making resumption of talks on returning to the JCPOA agreement less likely.

*Note: This report is based on sources and information deemed to be true and reliable, but Dentons makes no representations to same.*

# Global

---

## Confirmed coronavirus cases globally surpassed 114 million, with deaths at 2.5 million.

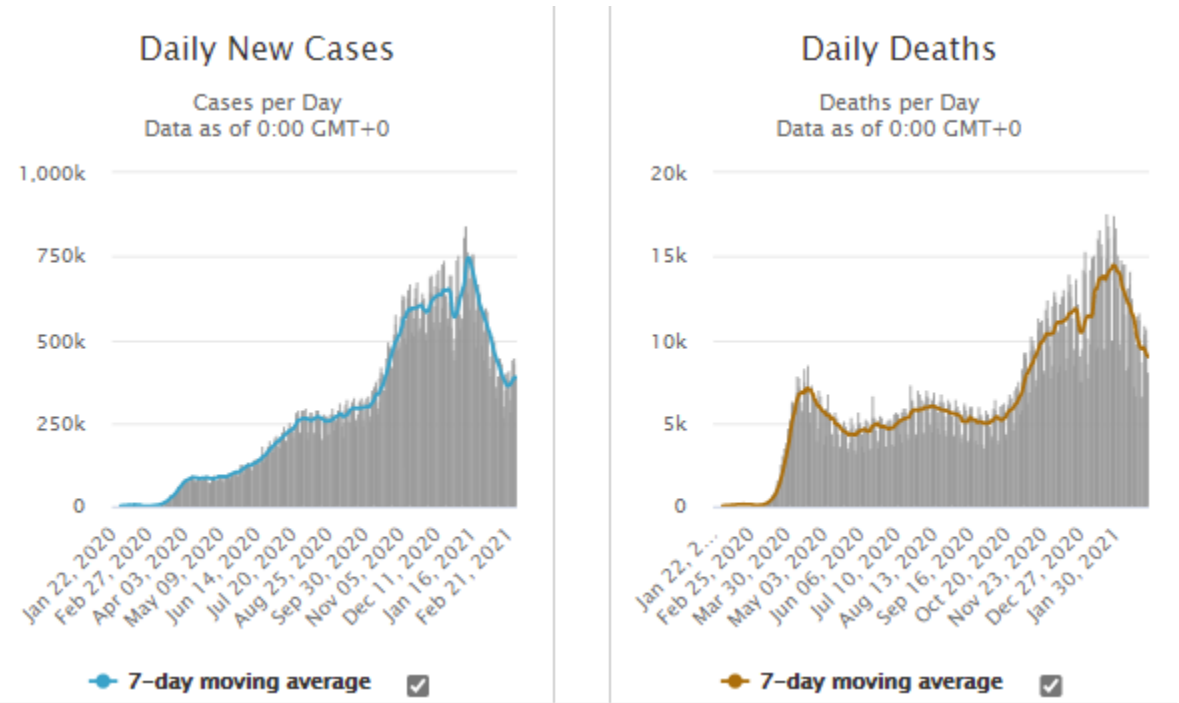
- The coronavirus infection is likely to make **seasonal appearances** within a year or two, a Russian epidemiologist assessed.
- Demand for manufactured goods drove extended growth in factories across Europe and Asia in February, but a slowdown in China underscored the challenges countries face as they seek a **sustainable recovery** from the COVID-19 pandemic blow.
- The WTO's first female and first African director-general Ngozi Okonjo-Iweala begins work today, ending a six-month leadership void, vowing to unblock negotiations on rules to stop **over-fishing**.
- Researchers at Stanford University have confirmed what millions of remote workers already knew: "**Zoom fatigue**" causes greater stress than meeting in real life because of the "*non-verbal overload*" of endless video calls.

*Note: This report is based on sources and information deemed to be true and reliable, but Dentons makes no representations to same.*

# Global

Last week, the rate of daily new cases and deaths flattened, with regions continuing to recover at different rates. Both Europe and the Americas are now reporting declines in the number of active cases.

Poland and Iran are notably trending up, reporting new outbreaks.



Source: WorldoMeter

*Note: This report is based on sources and information deemed to be true and reliable, but Dentons makes no representations to same.*

# COVID-19 Vaccine

---

**The US FDA authorized Johnson & Johnson's single-dose COVID-19 vaccine, enabling millions more Americans to be vaccinated in the coming weeks; inoculations will start on Tuesday.**

- A Russian trial testing the effectiveness of **revaccination** with the Sputnik V shot to protect against new mutations of the coronavirus is producing strong results.
- Canadian health authorities have reported 1,235 “**adverse events**” following more than 1.5m immunizations with Covid-19 vaccines, the federal government said at the weekend. Of those, 167 – about 1 in 9,000 doses administered – were considered serious.
- **Canada** on Friday approved AstraZeneca's vaccine, including the version produced by the Serum Institute of India, and 500,000 doses are due to arrive this week.
- China has pledged to deliver 400,000 doses of Sinopharm's COVID-19 vaccine to **Afghanistan**.
- **Hungary** moved ahead with the Chinese Sinopharm and Russian vaccines, breaking with an EU consensus that any Covid-19 shot used inside the bloc would be authorized by the European Medicines Agency and procured via its centralized scheme. The **Czech Republic** is also considering using Russia's Sputnik V vaccine before it has been approved.
- The first shipment BioNTech vaccines destined for **Hong Kong and Macau** arrived over the weekend.

*Note: This report is based on sources and information deemed to be true and reliable, but Dentons makes no representations to same.*

# COVID-19 Vaccine

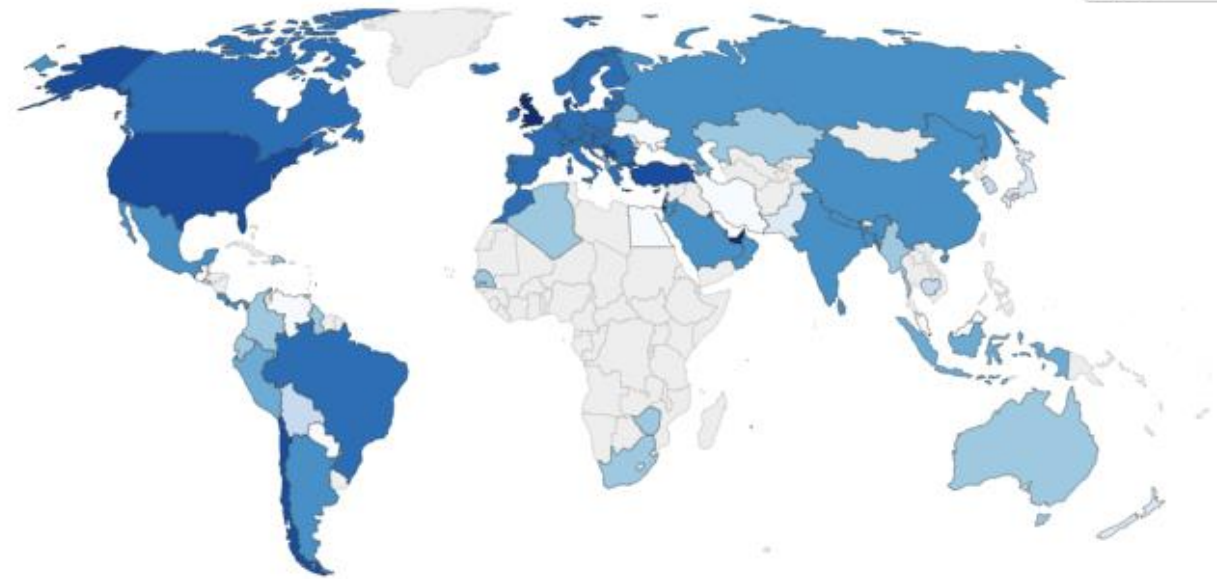
Globally, 244.27 million have received vaccinations.

Asia: 36 percent  
Europe: 25 percent  
North America: 32 percent  
South America: 5 percent  
Africa: 2 percent

COVID-19 vaccine doses administered per 100 people, Feb 28, 2021  
Total number of vaccination doses administered per 100 people in the total population. This is counted as a single dose, and may not equal the total number of people vaccinated, depending on the specific dose regime (e.g. people receive multiple doses).

Our World in Data

World



No data 0 0.01 0.03 0.1 0.3 1 3 10 30 100

*Note: This report is based on sources and information deemed to be true and reliable, but Dentons makes no representations to same.*

# Markets

---

**Hong Kong is planning to double the number of stocks in its benchmark index, Hang Seng, in a shake-up that will better reflect the growing dominance of Chinese listings in the city's market.**

- **European shares** jumped on Monday and the bond market calmed, with yields dropping from their recent spike.
- **Stocks in Asia** rose as global bonds markets stabilized after wild swings last week.
- The **New York Stock Exchange** will begin formal delisting of Chinese state oil giant CNOOC Ltd scheduled to take effect on March 9, in accordance with guidance issued by the Treasury Department on January 27.
- Bitcoin's 300 percent price surge since October has revived China's grey market in **cryptocurrency trading**, putting regulators on alert over financial risks and capital outflows as volatility spikes.

# Business

---

## Daily departures from the world's 50 busiest airports are 50 percent below pre-pandemic levels of January 2020.

- **CCC Information Services** announced plans to go public through a merger with blank-check firm **Dragoneer Growth Opportunities Corp**, in a deal that valued the data and technology provider to auto and insurance firms at about \$7 billion.
- **Brazos Electric Power Cooperative Inc**, Texas's largest and oldest electric power cooperative filed for bankruptcy protection, citing a disputed \$1.8 billion bill from the state's grid operator.
- Canada's **CAE Inc** is nearing a deal to buy **L3Harris Technologies Inc's** military training division for \$1.05 billion.
- Motorcycle and all-terrain vehicle maker **Polaris Inc** on Monday unveiled plans to launch its first electric vehicle.
- Prompted by last summer's protests and prodded by regulators and investors, more US companies are publicly **sharing gender or race breakdowns**, many for the first time.

*Note: This report is based on sources and information deemed to be true and reliable, but Dentons makes no representations to same.*



# Africa

---

- Gunmen in **Nigeria** on Saturday released 42 people, including 27 students, who were kidnapped from a boarding school last week in the north-central state of Niger. Their release comes just a day after a separate raid on a school in Nigeria's Zamfara state where gunmen seized more than 300 girls.
- Today, **Kenya** is set to receive its first batch of Covid-19 vaccines through the COVAX facility. The first phase of the vaccine rollout will provide 1.02 million doses to health workers, security personnel and teachers across the 47 counties and will be free of charge.
- **South Africa** on Sunday eased some of its coronavirus restrictions as the rate of new infections dropped, and as the country's death toll approached 50,000.

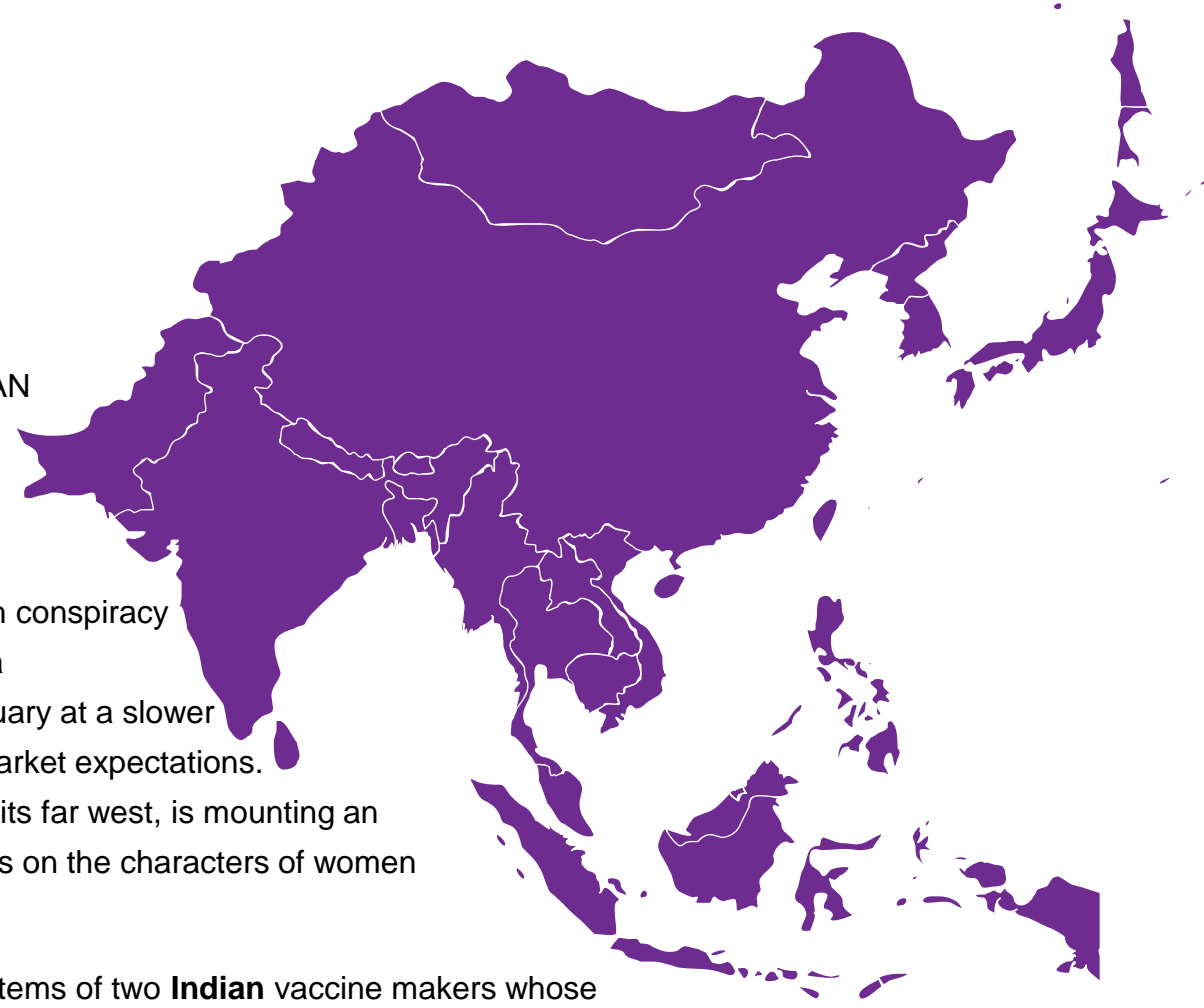


*Note: This report is based on sources and information deemed to be true and reliable, but Dentons makes no representations to same.*

# Asia

---

- **Myanmar** police fired on protesters on Sunday in the bloodiest day of weeks of demonstrations against a military coup and at least 18 people were killed. ASEAN foreign ministers announced plans to hold a special meeting on Tuesday to discuss Myanmar and called for the immediate release of ousted leader Aung San Suu Kyi.
- In **Hong Kong**, 47 pro-democracy campaigners and activists were charged with conspiracy to commit subversion in the largest single crackdown on the opposition under a China-imposed national security law. **China's** factory activity expanded in February at a slower pace than a month earlier, hitting the lowest level since last May and missing market expectations. China, under growing global pressure over its treatment of a Muslim minority in its far west, is mounting an unprecedented and aggressive campaign to push back, including explicit attacks on the characters of women who have made claims of abuse.
- A **Chinese** state-backed hacking group has in recent weeks targeted the IT systems of two **Indian** vaccine makers whose coronavirus shots are being used in the country's immunization campaign, cyber intelligence firm Cyfirma reported.
- Security forces battling a decades-long insurgency in **Indian-controlled Kashmir** reported the recent arrival in the disputed region of small, magnetic bombs that have wreaked havoc in Afghanistan.



*Note: This report is based on sources and information deemed to be true and reliable, but Dentons makes no representations to same.*

# How do You Manage Incident Response?

*2021 has already seen business disrupted by extreme weather, ransomware attack, the ongoing pandemic and more. The common refrain “It’s not if, but when” rings truer than ever for disruptive incidents that will impact business as usual.*

*Working with Dentons, you can effectively develop an organizational incident-behavior adopted by all your team members. Dentons will help you build muscle memory through tabletop exercises, which are crafted to fit the business strategy of every client.*

*Our team plays events and incidents of different severities and complexities and accounts for real-world factors such as inconclusive evidence, mistakes by responders, and the business impact of eradication steps. Our tech-savvy lawyers continuously revise the playbooks per the evolving sector-specific threat landscape.*

*Dentons tabletop sessions are fluid, and designed to enhance preparedness with services, including:*

- ❖ Ransomware tabletop exercises
- ❖ Post-tabletop action reports
- ❖ Maturity assessments for preparedness
- ❖ Supply-chain attack simulation
- ❖ Comprehensive incident response plan
- ❖ Threat analysis and monitoring

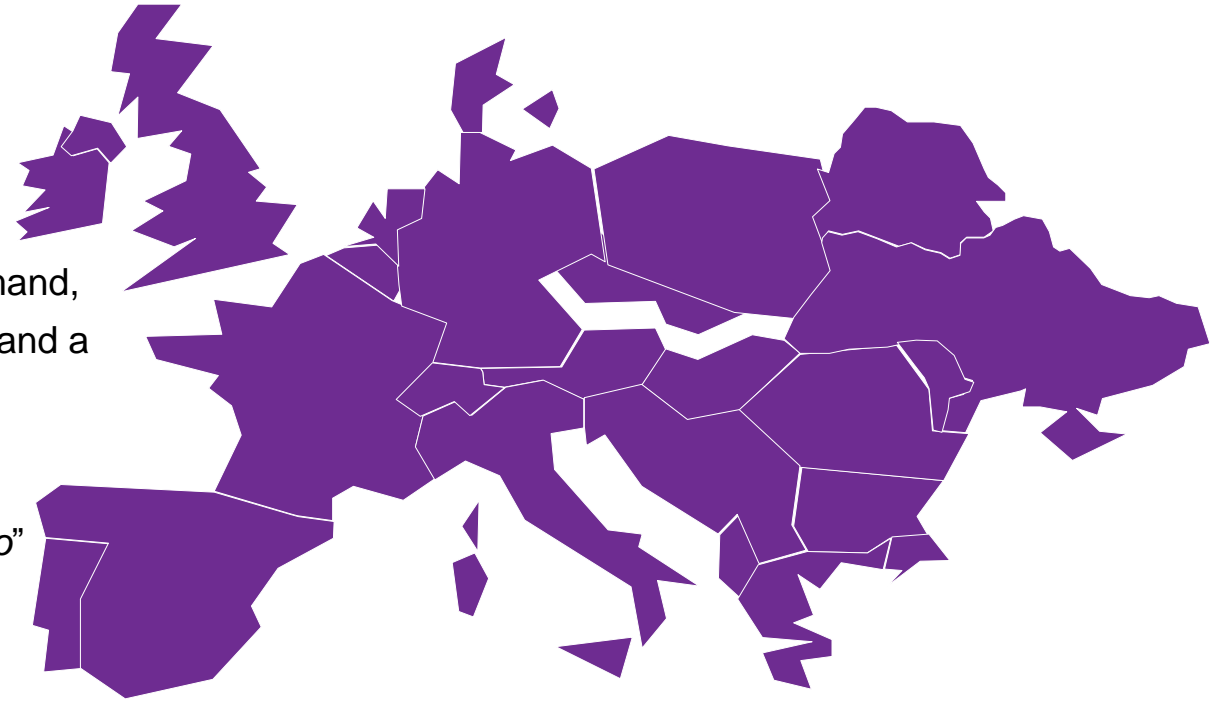
*All interaction with Dentons is attorney-client privileged*

*To learn more about the bespoke intelligence and risk services from Dentons, contact [Karl Hopkins](#).*

# Europe

---

- **Euro zone** factory activity surged in February due to soaring demand, although the burst of business led to a shortage of raw materials and a spike in input costs.
- The European Banking Authority is proposing that banks in the **EU** will be required to publish a groundbreaking “*green asset ratio*” (GAR) as a core measure of their climate-friendly business activities from next year.
- **Germany** announced Sunday that travelers from **France’s** northeastern Moselle region will face additional restrictions due to the high rate of variant coronavirus cases there. Germany has already imposed restrictions on **Czech Republic, Portugal and the UK**. Germany surpassed 70,000 deaths and Czechia, 20,000 deaths. The **UK** has discovered up to 6 cases of the Brazilian variant of the virus. **Romania** reported 800,000 infections. **Finland** has declared a state of emergency for a second time due to a surge of new infections.
- **Britain, France and Germany** are pressing ahead with a **US**-backed plan for a resolution by the UN nuclear watchdog’s board criticizing **Iran** for curbing cooperation with the agency, despite **Russian** and Iranian warnings of serious consequences.

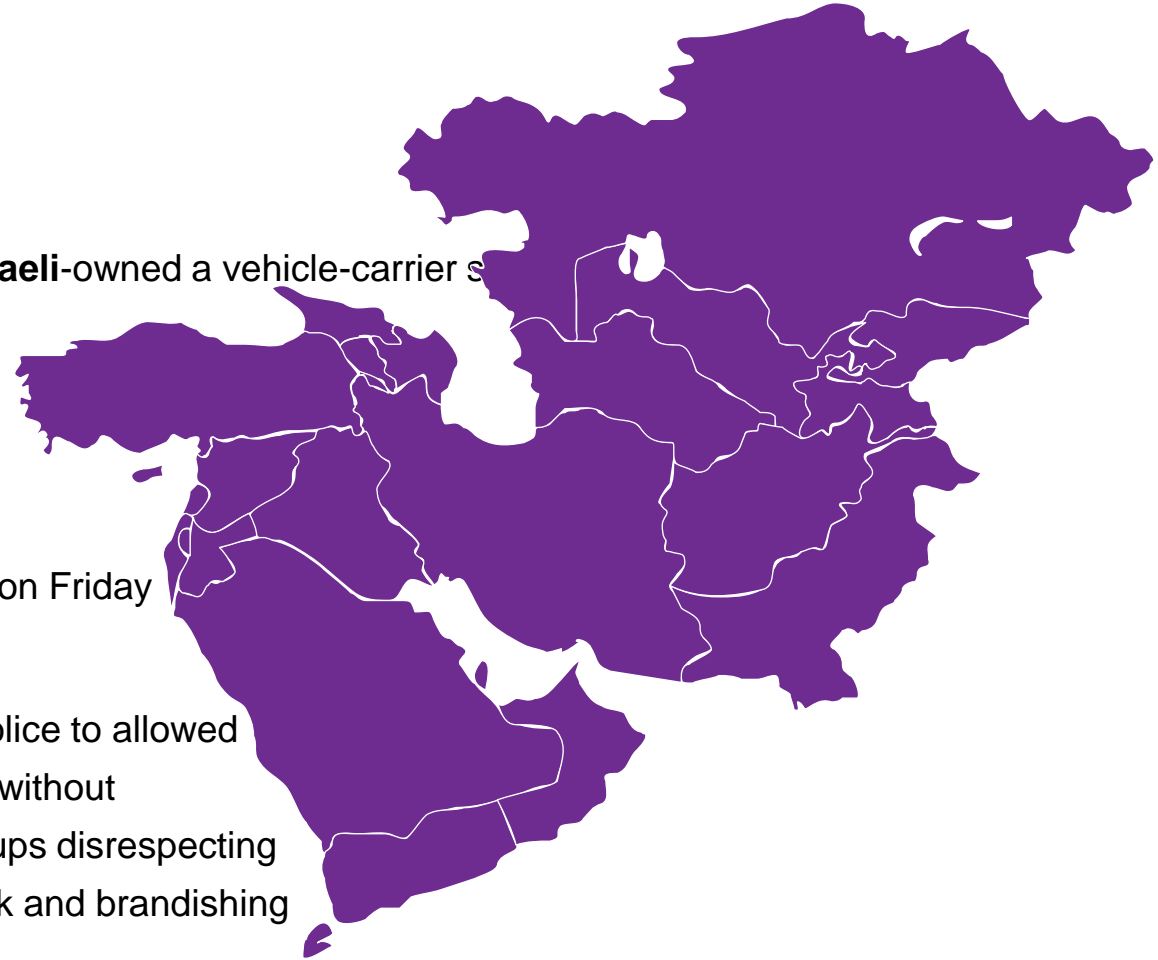


*Note: This report is based on sources and information deemed to be true and reliable, but Dentons makes no representations to same.*

# Middle East

---

- **Iran** denied responsibility for the attack in the Gulf of Oman on an **Israeli**-owned a vehicle-carrier ship. Iran's health ministry announced coronavirus fatalities broke the 60,000 mark on Sunday, as the Islamic Republic battles the Middle East's worst outbreak of the illness. Iran has registered over 1.6 million infections.
- Pope Francis will embark on a whirlwind four-day trip to **Iraq** starting on Friday to show solidarity with the country's devastated Christian community.
- The **Jordanian** Foreign Ministry denounced the decision by Israeli police to allowed hundreds of **Israelis** celebrating Purim to enter into Al-Aqsa Mosque without coordination with the Jordanian Waqf (endowment) officials, with groups disrespecting the holy site by wearing costumes and masks, with some filmed drunk and brandishing a wine bottle outside one of the mosque's gates.
- **Russian** warship has entered a **Sudanese** port where Moscow plans to build a naval base on Sudan's Red Sea coast. The facility's capacity will be capped at 300 military and civilian personnel, as well as four ships – including nuclear-powered vessels and the deal will stand for 25 years.



*Note: This report is based on sources and information deemed to be true and reliable, but Dentons makes no representations to same.*

# Americas

---

- **Mexican** President Lopez Obrador is expected to ask **US** President Biden to consider sharing part of the US coronavirus vaccine supply when the two leaders hold a virtual summit on Monday. The first batch of 2 million vaccines from **China**'s CanSino Biologics Inc, produced in Mexico, will be ready in the second half of March, the company announced.
- The **Dominican Republic** will begin constructing a fence along its 234-mile border with **Haiti** later this year to curb unauthorized migration and illicit trade.
- **Colombia** will keep its land and river borders closed for three months, until June 1, as it tries to curb the spread of coronavirus.
- Thousands of people demonstrated in cities across **Argentina** on Saturday to protest the “*VIP vaccinations*” scandal that forced the health minister to resign.



*Note: This report is based on sources and information deemed to be true and reliable, but Dentons makes no representations to same.*

# Americas: US



- Nationally, 49.8 million people have received one or more **vaccine** doses. Dr. Fauci urged Americans to accept any of the three available COVID-19 vaccines, including the newly approved Johnson & Johnson shot which has a slightly lower efficiency rate. Dr. Fauci and other experts say direct comparison is difficult because the trials had different goals and J&J's was conducted while more contagious new variants of the virus were circulating. Elementary-school **students** could get vaccinations toward the end of the year or the beginning of next year, while high-school students could get it in the fall. **Georgia** surpassed 1 million infections.
- In Congress, the House passed the \$1.9 trillion **coronavirus relief package** early Saturday and now goes to the Senate, where Democrats plan a legislative maneuver to allow them to pass it without the support of Republicans.
- **Former President Trump** ruled out the formation of a third political party, instead seeking to regain control over the Republican Party.
- A US national security commission is recommending that American universities take steps to prevent sensitive technology from being stolen by the **Chinese** military, a sign of growing concerns over the security of academic research.

*Note: This report is based on sources and information deemed to be true and reliable, but Dentons makes no representations to same.*

# Vaccine Update: Corruption and Line-Jumping in Vaccine Distribution

By Briana Boland

***Amid the many distribution issues that have arisen from global COVID-19 vaccine rollout, one in particular has driven public outrage and brought low CEOs and government leaders alike: corruption and vaccine line-jumping by the rich and powerful. In the past few weeks, scandals have arisen around government and corporate elites who leveraged connections and opportunity to receive vaccines ahead of their fellow citizens. After a harrowing year of dealing with COVID-19 and in the midst of a global vaccine rollout characterized by inequality of access, these corruption scandals have sparked an outpouring of anger and become a focal point for channeling broader social unrest.***

Inequality and corruption in vaccine rollout is widespread across many regions and comes in multiple forms. The issue of “*vaccine tourism*,” where individuals who can afford it traveling to areas where vaccines are more widely available, came into the spotlight last week when it was revealed that the CEO of Canada’s largest pension fund traveled to the UAE and was vaccinated there. Quick backlash, which criticized the CEO both for his flouting of Canada’s recommendation against travel and his vaccination, led to his resignation a day after the story broke. Other forms of vaccine corruption transcend the individual level, molding government policy to serve certain groups or political classes. This has been perhaps most prominently displayed in Lebanon, where the national health

minister allowed lawmakers to receive the vaccine as a thank you for passing an emergency law. As the country’s health workers and the medically vulnerable still await their own shots, the move sparked national and international anger – the World Bank threatened to halt its financing of the inoculation drive, while within Lebanon, the move was decried as yet more evidence of state corruption and abuse of power. The Health Minister only inflamed sentiment by dismissing the move as “*not that big a deal*.”

Arguably the most widespread and disparaged iterations of vaccine corruption have been seen in Latin America, where longstanding grievances against state graft have served as backdrop to a recent

*Note: This report is based on sources and information deemed to be true and reliable, but Dentons makes no representations to same.*



# Vaccine Update: Corruption and Line-Jumping in Vaccine Distribution

---

string of corruption scandals. The anger sparked by these scandals has been vehement enough to drive street protests, prompt official resignations, and perhaps even reshape coming elections. The brazen nature of vaccine line-jumping involving officials procuring extra doses for friends and family, often before national vaccination campaigns even began, have become the final straw for many corruption-weary citizens. Health ministers have resigned in Peru and Argentina, and Ecuador's health minister is facing an impeachment trial and criminal investigation. Peru, in particular, has been rocked by the exposé that during Peru's first vaccine trial, nearly 250 politicians and politically connected individuals were inoculated with undeclared extra doses. Even former President Martín Vizcarra, who was popular for his tough stance on corruption, was revealed to have secretly received a shot while in office. Analysts warn that the level of anger surrounding these scandals should not be underestimated; in Peru, they have already driven street protests and could shake up April general elections. Anti-government sentiment and frustration over an unequal vaccine rollout adds one more vector of instability to a region already dealing with disproportionate health and economic fallout from the pandemic.

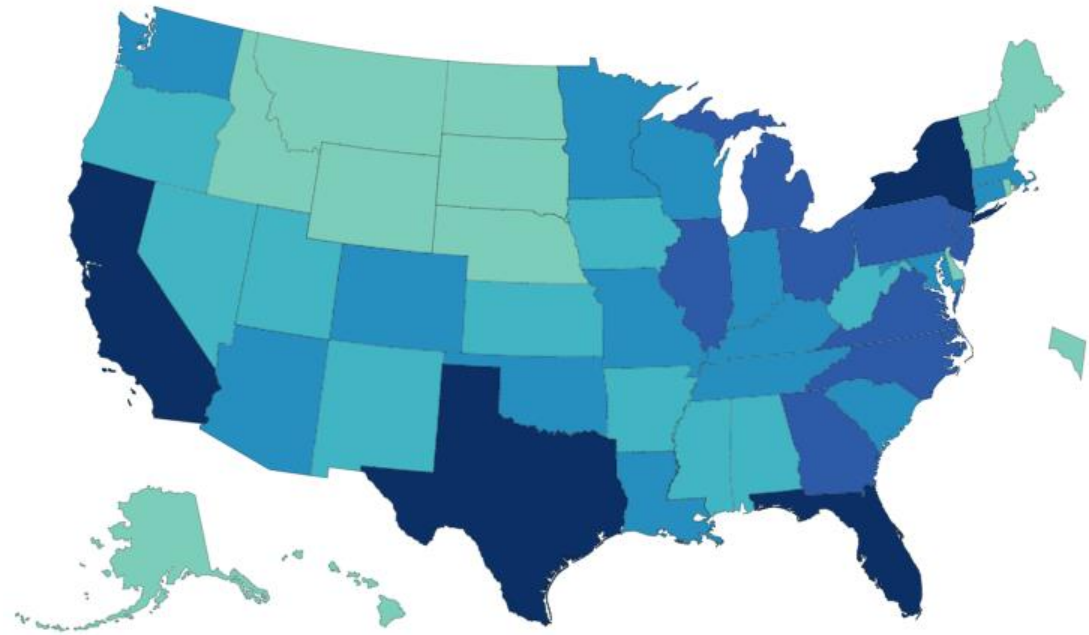
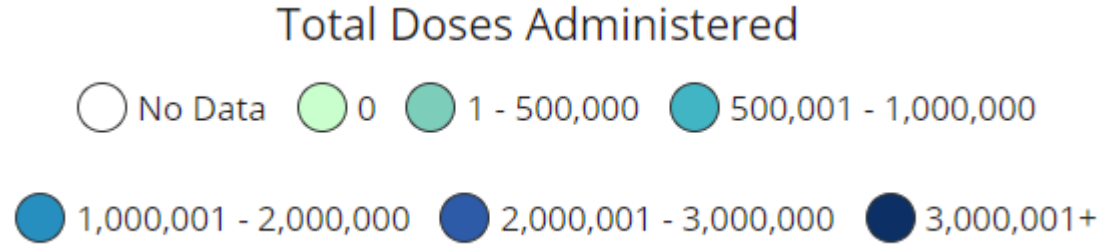
On a global scale, COVID-19 vaccine distribution has been marked by inequality. Select rich countries have now succeeded in immunizing large portions of their economies, while most of the world scrambles for scarce doses of vaccine. The individual examples created by political and corporate elites cutting ahead of their fellows create a potent target for frustration about the many broader injustices of the pandemic. As COVID-19 continues to threaten some while others have been immunized, feelings of anger and injustice promise to only deepen. More instances of vaccine corruption and individual line-jumping are sure to come, presenting future flashpoints for social unrest and political backlash. Leaders around the world, whether they are politicians or CEOs, will continue to face scrutiny around the example they set amid vaccine rollouts. The message directed at them is clear: don't cut the line.

*Note: This report is based on sources and information deemed to be true and reliable, but Dentons makes no representations to same.*

# Country in Charts: United States

More than 75.2 million vaccine doses have been administered across the nation. About 15 percent of the total US population have received 1 or more doses.

On vaccine type, 38.4 million are Pfizer-BioNTech while 36.7 million are Moderna vaccines (0.1 are not identified).



Territories

- GU
- AS
- RP
- FM
- MP
- PR
- MH
- VI

Federal Entities

- BoP
- DoD
- IHS
- VHA

Source: CDC

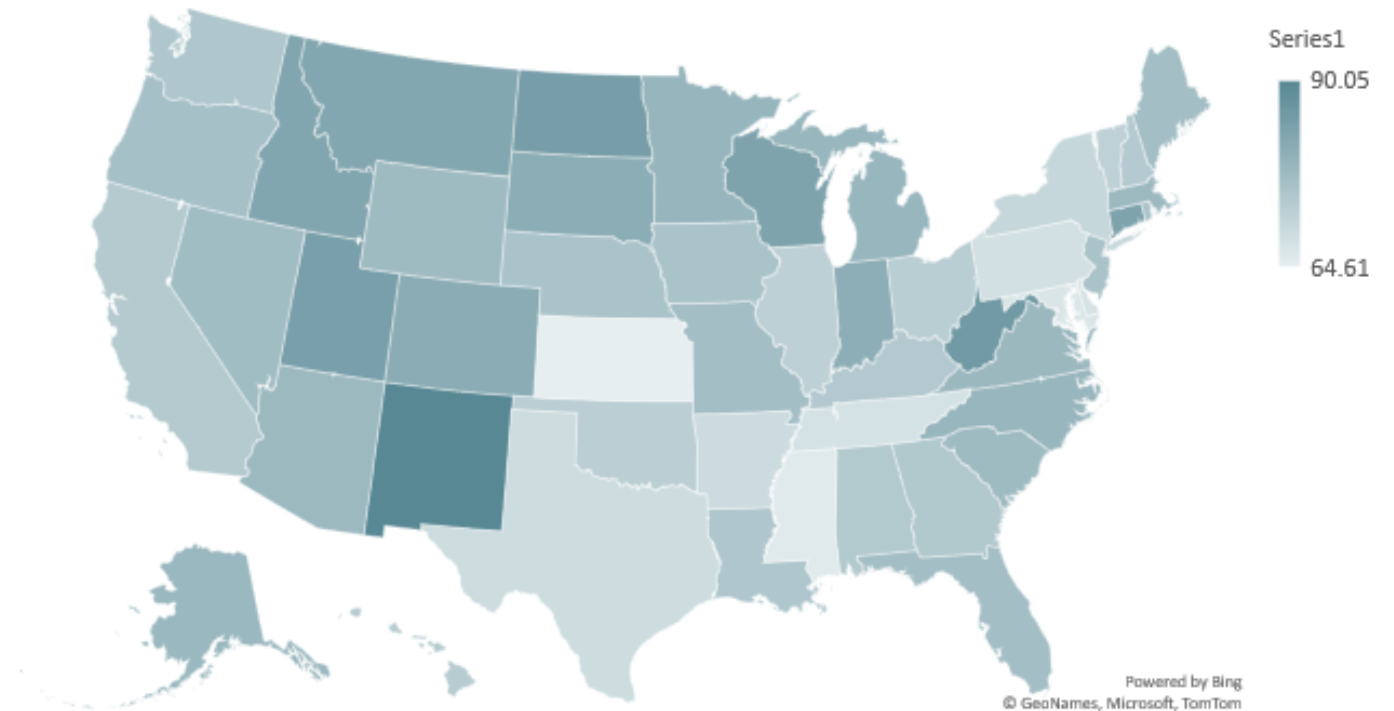
Note: This report is based on sources and information deemed to be true and reliable, but Dentons makes no representations to same.

# Country in Charts: United States

The gap between the number of doses distributed and administered almost doubled from the previous week – now about 21 million – showing continuing weakness in logistical capacity, as well as the impact of severe weather in Texas.

As of last Friday, three states (Maryland, Mississippi and Kansas) administered two-thirds or less of their stock.

Percentage of distributed vaccines that have been administered as of February 26



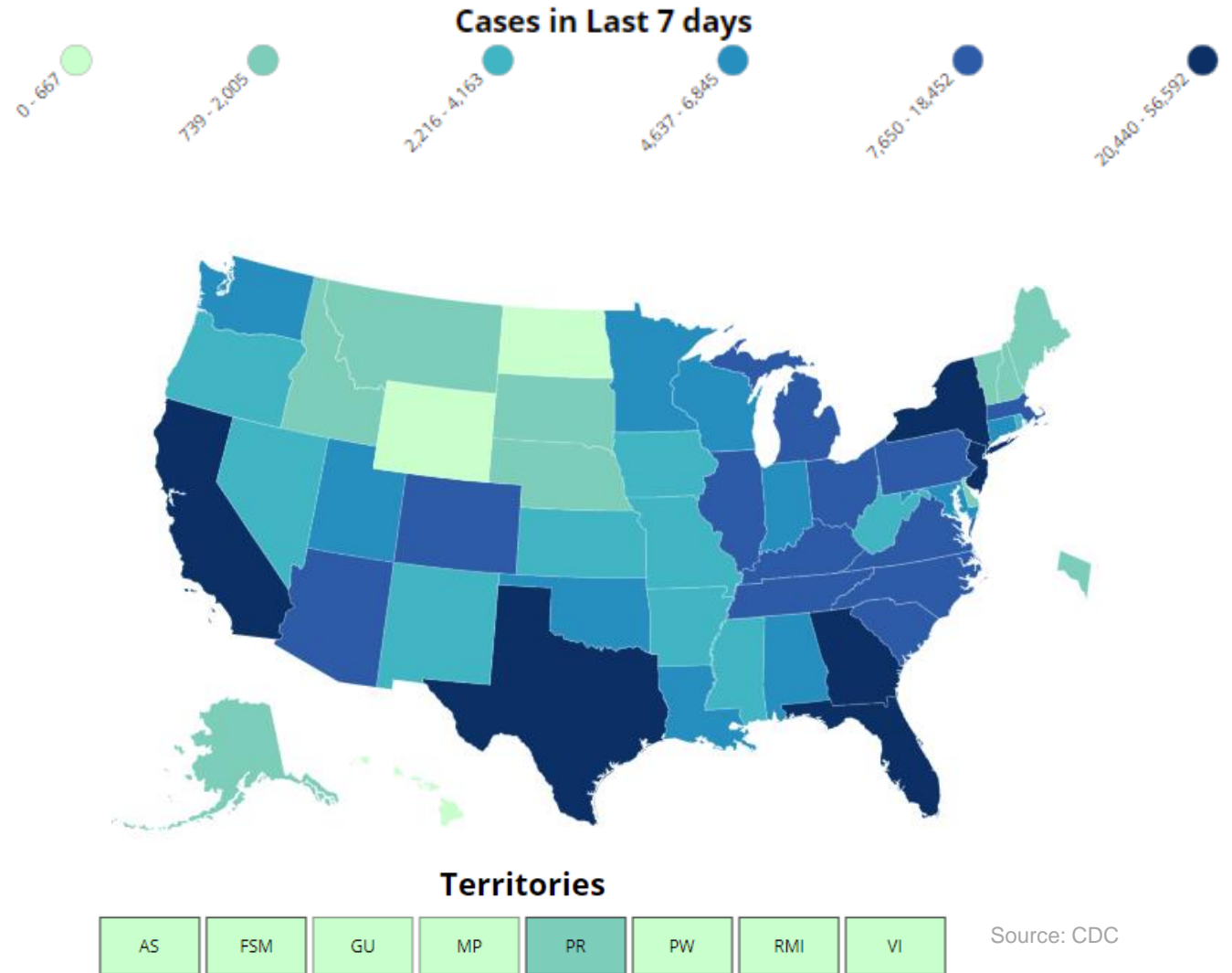
Data Source: CDC

*Note: This report is based on sources and information deemed to be true and reliable, but Dentons makes no representations to same.*

# Country in Charts: United States

Last week was the sixth week during which new cases continued to decline, but at a slower rate, prompting public health officials to warn that the new, more transmissible variants could be taking hold.

All states and territories have a 7-day average of new cases below 5 percent.



*Note: This report is based on sources and information deemed to be true and reliable, but Dentons makes no representations to same.*

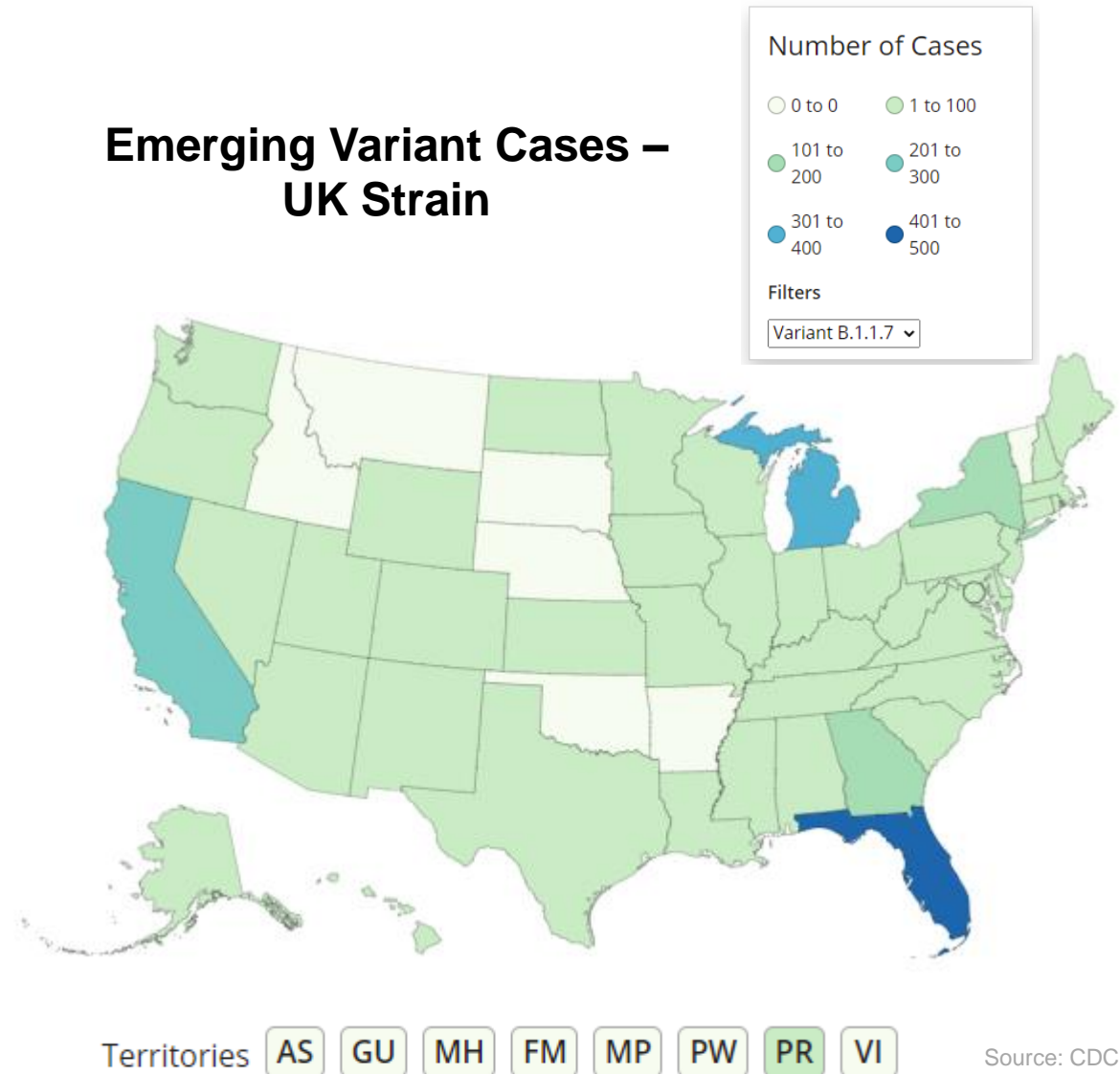
# Country in Charts: United States

A total of 2102 UK strain (B.1.1.7) cases of the virus has been discovered in 45 states (double the number of cases of two weeks ago).

Forty-nine cases of the South African variant have been found in 15 states (up from 21 cases in 10 states last week).

Six cases of the Brazilian strain have been discovered in 5 states (up from 5 cases in 4 states last week).

## Emerging Variant Cases – UK Strain



*Note: This report is based on sources and information deemed to be true and reliable, but Dentons makes no representations to same.*

# Country in Charts: United States

## Emerging Variant Cases – South African Strain



Number of Cases

- 0 to 0
- 1 to 100
- 101 to 200
- 201 to 300

## Emerging Variant Cases – Brazil Strain



Source: CDC

Territories AS GU MH FM MP PW PR VI

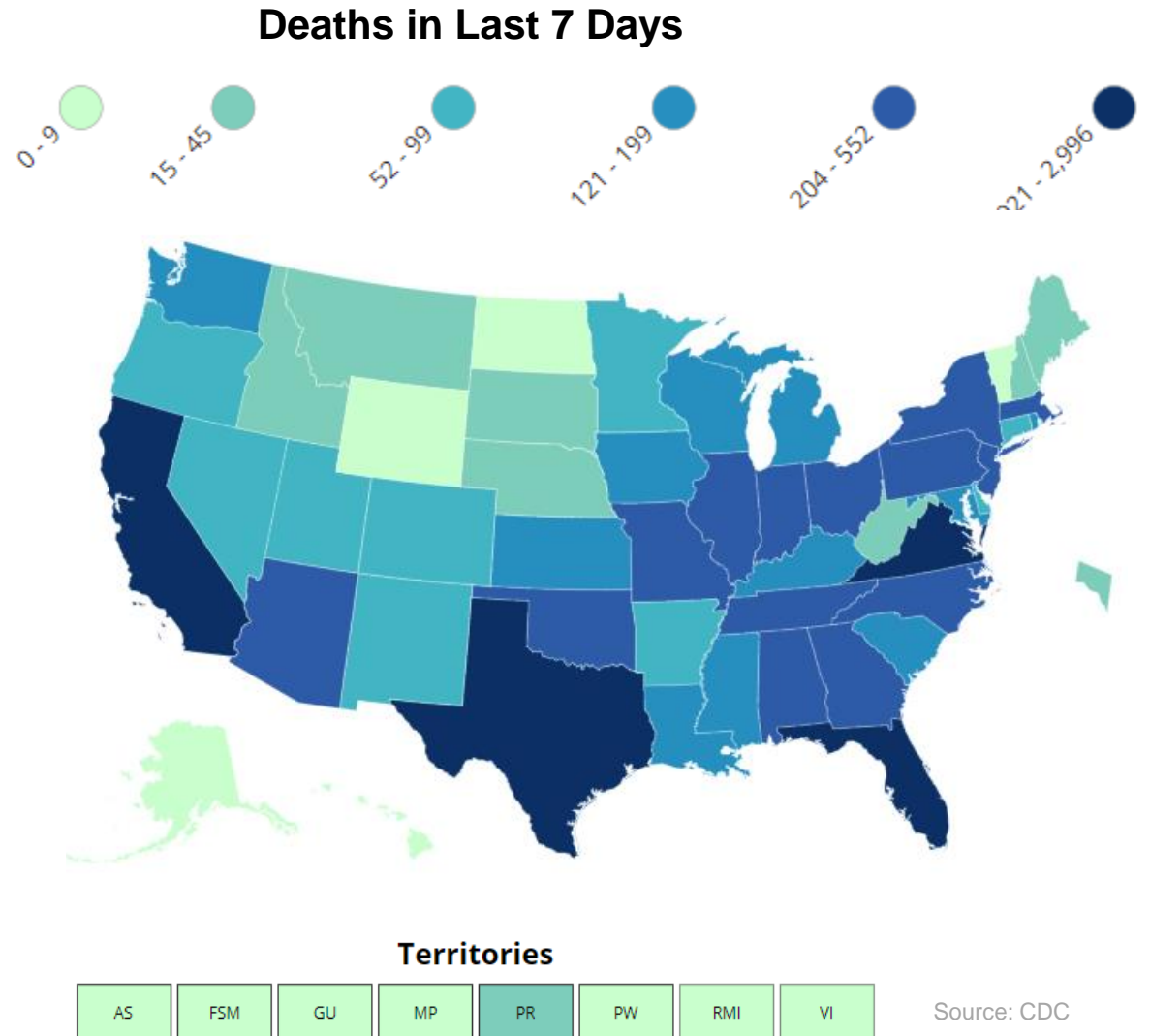
Note: This report is based on sources and information deemed to be true and reliable, but Dentons makes no representations to same.



# Country in Charts: United States

States and territories reported 14,463 COVID-19 deaths in the past seven days, the first weekly total under 15,000 we've seen so far in 2021.

The average number of people in the hospital with COVID-19 this week is just under the average we saw during the high points of the April and July hospitalization surges.



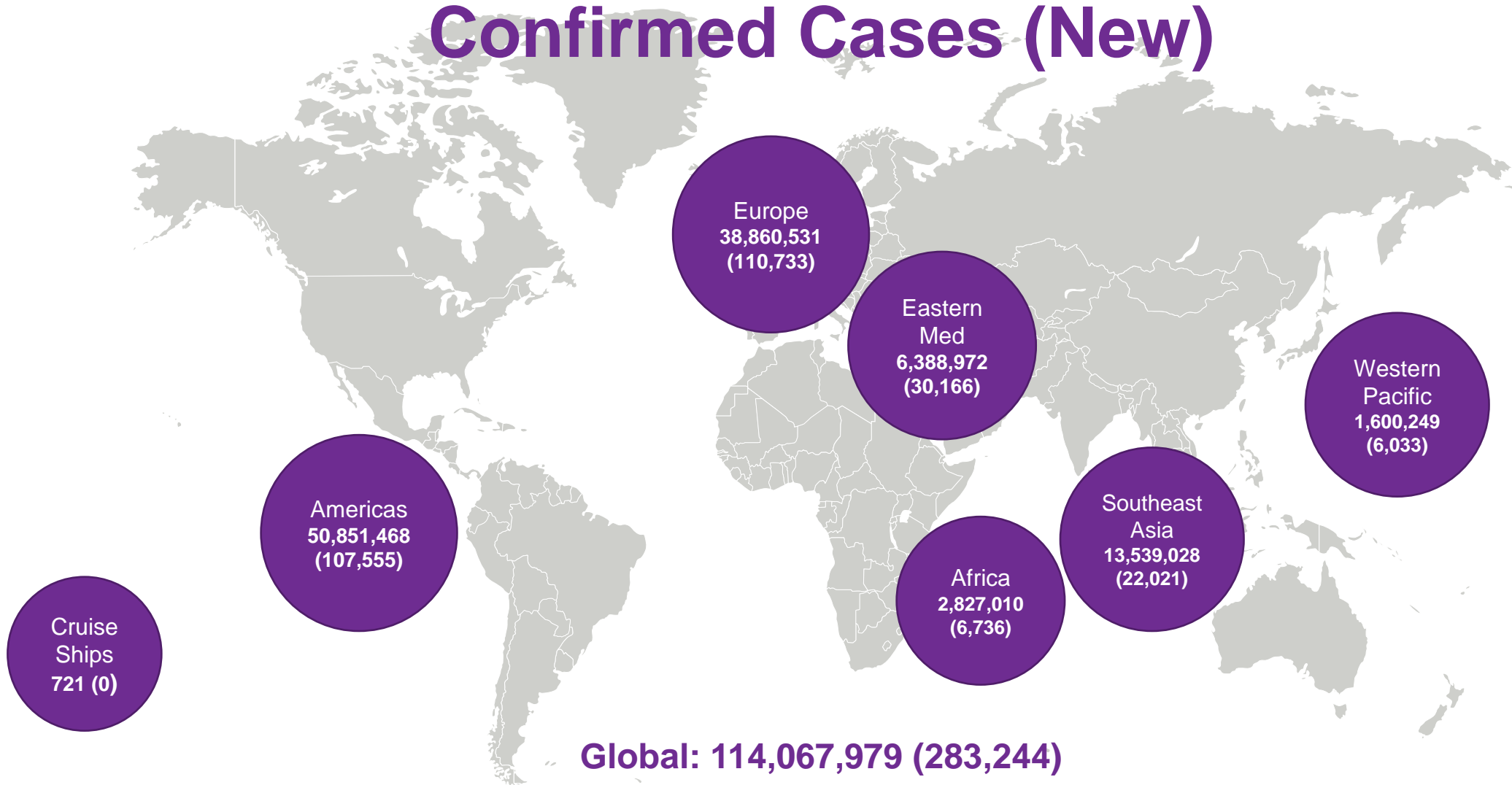
*Note: This report is based on sources and information deemed to be true and reliable, but Dentons makes no representations to same.*

# Coronavirus Condition Updates

As of 2100 hours US EDT on February 28, 2021



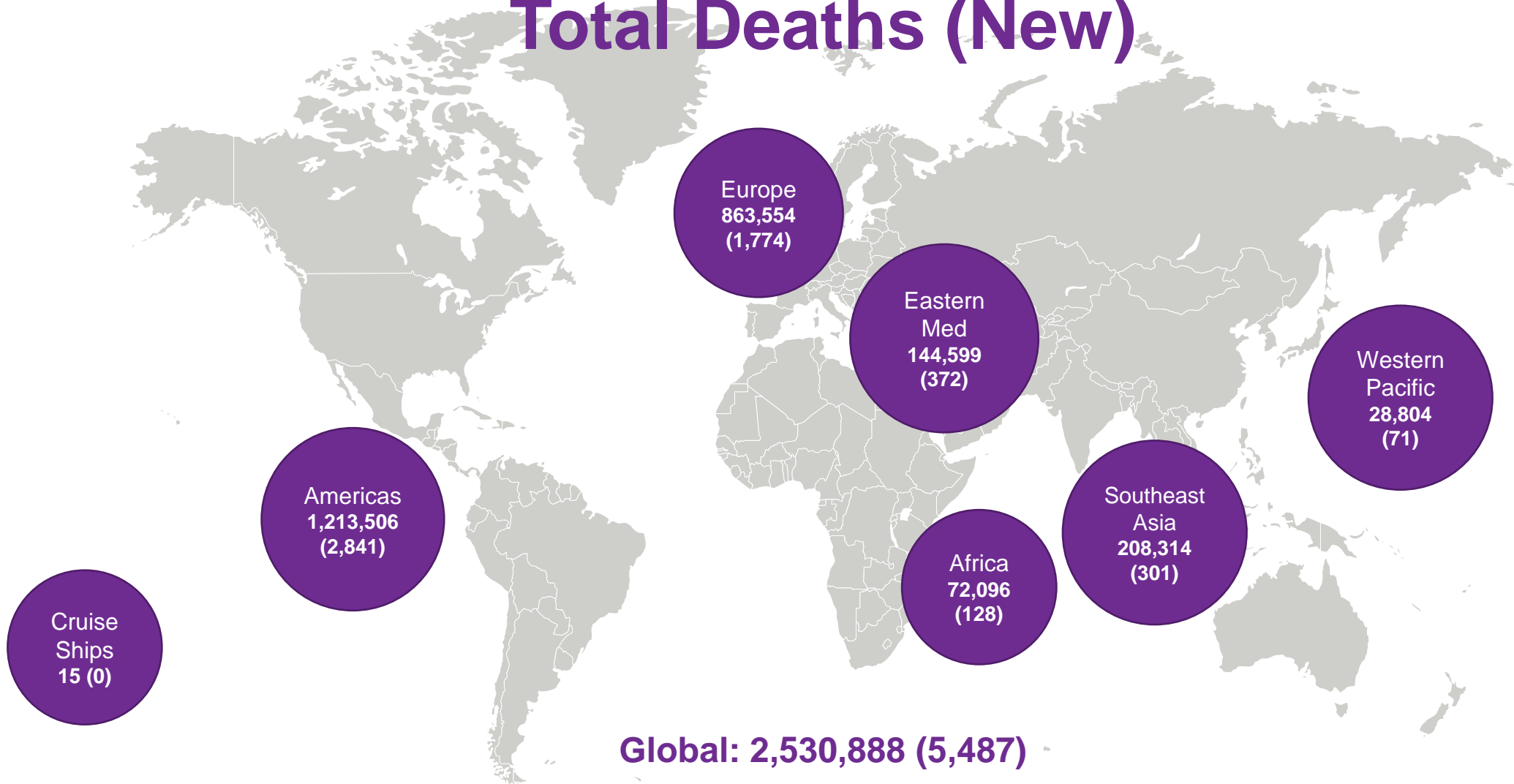
# Confirmed Cases (New)



Reflects data as of 2100 hours the evening before the date of the situation report.  
Data Source: Johns Hopkins University

*Note: This report is based on sources and information deemed to be true and reliable, but Dentons makes no representations to same.*

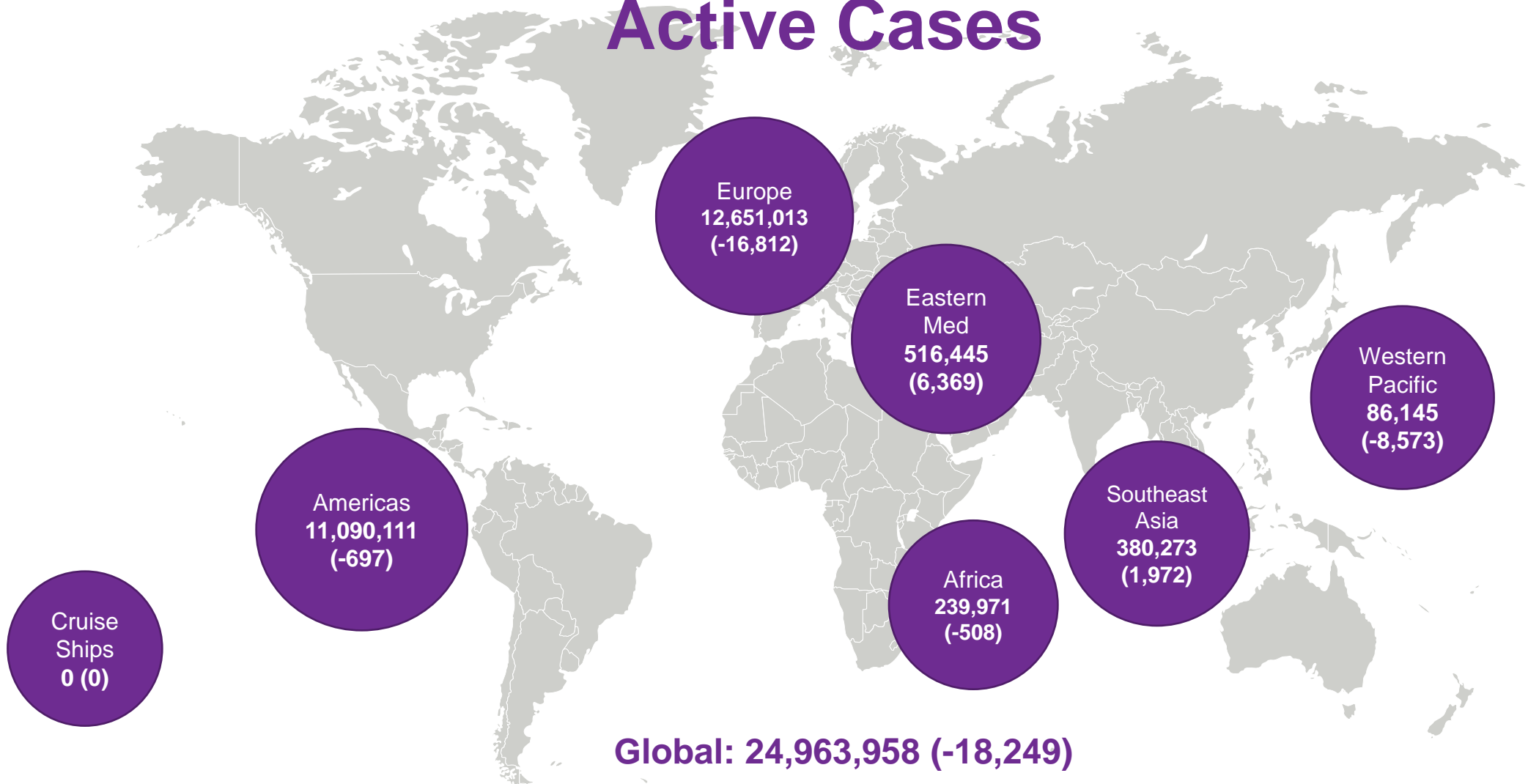
# Total Deaths (New)



Reflects data as of 2100 hours the evening before the date of the situation report.  
Data Source: Johns Hopkins University

*Note: This report is based on sources and information deemed to be true and reliable, but Dentons makes no representations to same.*

# Active Cases



Reflects data as of 2100 hours the evening before the date of the situation report.  
Data Source: Johns Hopkins University

*Note: This report is based on sources and information deemed to be true and reliable, but Dentons makes no representations to same.*

# Country Risk Assessment

## VERY HIGH RISK (>5,000 cases)

Country	Active Cases	Confirmed (New)	Deaths (New)	Cases / 1M Pop.	Deaths / 1M Pop	% Daily Change7-Day Av
US	9295755	28605669 (51204)	513263 (1269)	88042	1582	1.65%
France	3399873	3747263 (0)	85741 (0)	57458	1323	4.00%
Spain	2969035	3188553 (0)	69142 (0)	68180	1478	1.74%
UK	1148784	4188827 (6055)	123083 (144)	61310	1803	1.46%
Netherlands	1073460	1103564 (4689)	15688 (20)	63443	907	2.93%
Brazil	914001	10551259 (34027)	254942 (721)	49407	1194	3.63%
Belgium	697075	771511 (2097)	22077 (25)	66197	1897	2.21%
Sweden	644483	657309 (0)	12826 (0)	64817	1265	3.98%
Italy	422367	2925265 (17440)	97699 (192)	48429	1617	3.97%
Russia	344675	4198400 (11234)	84700 (370)	29088	590	1.92%
Mexico	267323	2086938 (2810)	185715 (458)	16053	1427	2.18%
Poland	240388	1706986 (10101)	43769 (113)	45136	1157	4.00%
Switzerland	227366	554932 (0)	9966 (0)	63811	1146	1.29%
Ireland	191909	219592 (612)	4319 (6)	44146	868	2.07%

## VERY HIGH RISK (>5,000 cases)

Country	Active Cases	Confirmed (New)	Deaths (New)	Cases/ 1M Pop.	Deaths/ 1M Pop	% Daily Change7-Day Av
Iran	177971	1631169 (8010)	60073 (93)	19258	709	3.50%
India	168632	11112241 (15510)	157157 (106)	8000	113	0.96%
Indonesia	155765	1334634 (5560)	36166 (185)	4846	131	4.19%
Ukraine	155329	1395528 (5958)	27404 (98)	30943	596	3.18%
Argentina	150379	2107365 (3168)	51965 (19)	46346	1143	2.04%
Czechia	147584	1235480 (7885)	20339 (145)	115228	1902	6.66%
Germany	120595	2450295 (6118)	70152 (60)	29183	842	2.28%
Turkey	100785	2701588 (8424)	28569 (66)	31806	336	2.34%
Honduras	99640	170304 (550)	4151 (10)	16961	414	3.06%
Hungary	92497	428599 (4469)	14974 (72)	44442	1553	5.97%
Greece	90832	191100 (1269)	6504 (36)	18394	626	5.91%
Lebanon	78768	375050 (2258)	4692 (40)	55113	689	5.33%
Portugal	69268	804562 (718)	16317 (41)	79057	1603	0.87%
Serbia	54469	459259 (2809)	4443 (14)	52704	510	4.93%

Data Source: Johns Hopkins University

Note: This report is based on sources and information deemed to be true and reliable, but Dentons makes no representations to same.

# Country Risk Assessment

## VERY HIGH RISK (>5,000 cases)

Country	Active Cases	Confirmed (New)	Deaths (New)	Cases / 1M Pop.	Deaths / 1M Pop	% Daily Change7-Day Av
Norway	52386	71006 (180)	622 (0)	13030	114	3.48%
Peru	51569	1323863 (0)	46299 (0)	39964	1397	3.06%
Iraq	46152	695489 (3248)	13406 (23)	17040	328	3.96%
Slovakia	45594	308083 (1815)	7189 (114)	56411	1316	5.17%
Dominican Republic	45179	239617 (608)	3100 (7)	21943	284	1.73%
Bolivia	44329	249010 (463)	11649 (21)	21102	987	2.70%
Colombia	43675	2251690 (3555)	59766 (106)	43943	1166	1.13%
Romania	41292	801994 (2830)	20350 (63)	41875	1063	2.78%
Bangladesh	40884	546216 (385)	8408 (8)	3295	51	0.52%
Jordan	37790	391090 (4594)	4701 (26)	38080	458	7.00%
Israel	36871	775807 (2472)	5752 (20)	84349	625	3.32%
Albania	35598	107167 (952)	1796 (21)	37266	625	6.46%
South Africa	33141	1513393 (1168)	49993 (52)	25307	836	0.63%
Cyprus	32419	34707 (283)	231 (0)	28608	190	4.17%

## VERY HIGH RISK (>5,000 cases)

Country	Active Cases	Confirmed (New)	Deaths (New)	Cases/ 1M Pop	Deaths/ 1M Pop	% Daily Change7-Day Av
Algeria	32011	113092 (132)	2983 (4)	2549	67	1.04%
Bulgaria	31302	247038 (332)	10191 (24)	35732	1474	4.20%
Egypt	30844	182424 (595)	10688 (49)	1761	103	2.34%
Canada	30284	871694 (2347)	21990 (29)	22826	579	2.40%
Philippines	29763	576352 (2105)	12318 (29)	5214	111	2.63%
Tunisia	27270	233277 (662)	8001 (27)	19603	672	2.11%
Malaysia	26205	300752 (2437)	1130 (9)	9214	35	5.71%
Uganda	25357	40357 (22)	334 (0)	864	7	0.36%
Costa Rica	24442	204341 (0)	2800 (0)	39872	546	1.30%
Chile	23523	824625 (3207)	20572 (96)	42946	1070	3.05%
Paraguay	22858	159474 (937)	3181 (14)	22179	442	4.86%
Ecuador	22446	286155 (1808)	15811 (32)	16058	887	4.01%
Pakistan	22098	581365 (1392)	12896 (36)	2592	57	1.55%
Ethiopia	21849	159072 (1019)	2365 (11)	1362	20	3.94%

Data Source: Johns Hopkins University

Note: This report is based on sources and information deemed to be true and reliable, but Dentons makes no representations to same.

# Country Risk Assessment

## VERY HIGH RISK (>5,000 cases)

Country	Active Cases	Confirmed (New)	Deaths (New)	Cases / 1M Pop.	Deaths / 1M Pop	% Daily Change 7-Day Av
Kazakhstan	20571	262715 (622)	3162 (0)	11245	134	2.14%
Austria	20464	459440 (2123)	8561 (23)	50821	947	3.06%
Nigeria	19982	155657 (240)	1907 (2)	743	9	2.30%
Mozambique	17613	59350 (578)	641 (11)	1865	20	6.25%
Kenya	17439	105973 (325)	1856 (2)	1943	34	1.67%
Moldova	15326	185453 (597)	3949 (25)	46044	980	4.69%
Estonia	15103	65600 (1201)	589 (5)	49430	444	12.17%
Japan	15038	432090 (997)	7889 (30)	3421	62	1.64%
West Bank & Gaza	14634	183612 (1703)	2042 (17)	35451	394	5.43%
Malawi	12027	31945 (147)	1044 (3)	1642	54	3.77%
Lithuania	11116	199145 (1802)	3244 (10)	73174	1199	2.56%
Slovenia	11035	190081 (454)	3836 (0)	91423	1845	2.80%
Finland	10930	57672 (620)	742 (0)	10398	134	6.81%
Libya	10919	133338 (880)	2179 (5)	19233	314	2.66%

## VERY HIGH RISK (>5,000 cases)

Country	Active Cases	Confirmed (New)	Deaths (New)	Cases/ 1M Pop	Deaths/ 1M Pop	% Daily Change 7-Day Av
Kuwait	10560	190852 (962)	1083 (5)	44258	251	3.54%
Bosnia	10061	130979 (0)	5071 (0)	40089	1552	2.63%
Qatar	9785	163664 (467)	258 (1)	58289	92	1.98%
Jamaica	9431	23263 (446)	422 (5)	7833	142	8.09%
Latvia	9313	86186 (376)	1618 (4)	46033	864	5.42%
UAE	9078	391524 (2930)	1221 (8)	39273	122	5.39%
Panama	8857	340915 (470)	5845 (14)	78200	1341	1.29%
Montenegro	8605	75834 (502)	1003 (4)	120732	1597	5.06%
N Macedonia	8417	102787 (305)	3137 (11)	49338	1506	3.41%
Oman	7467	141496 (908)	1570 (8)	27254	302	1.51%
Kosovo	7419	68451 (0)	1592 (0)	810		2.88%
South Korea	7356	90031 (355)	1605 (2)	1748	31	3.01%
Uruguay	7347	57994 (632)	608 (5)	16657	175	8.93%
Belarus	7335	287306 (1347)	1976 (10)	30412	209	3.13%

Data Source: Johns Hopkins University

Note: This report is based on sources and information deemed to be true and reliable, but Dentons makes no representations to same.

# Country Risk Assessment

## VERY HIGH RISK (>5,000 cases)

Country	Active Cases	Confirmed (New)	Deaths (New)	Cases / 1M Pop.	Deaths / 1M Pop	% Daily Change7-Day Av
Myanmar	7217	141896 (6)	3199 (0)	2596	59	0.10%
Venezuela	6938	139116 (377)	1344 (3)	4901	47	2.19%
Bahrain	6856	122394 (616)	449 (5)	70335	258	3.75%
Denmark	6653	211883 (463)	2362 (3)	36377	407	1.71%
Guatemala	6638	174542 (207)	6393 (19)	9625	353	1.93%
Lesotho	6454	10491 (0)	292 (0)	4872	136	0.29%
Congo (Kinshasa)	6255	25913 (121)	707 (0)	284	8	3.21%
Morocco	5985	483654 (244)	8623 (8)	13002	232	0.52%
Sudan	5560	30347 (31)	1880 (0)	637	42	0.72%
Armenia	5472	172058 (265)	3192 (2)	57992	1076	0.96%
Ghana	5444	84023 (1437)	607 (13)	2667	19	4.49%
Australia	5160	28978 (8)	909 (0)	1127	35	0.17%

Data Source: Johns Hopkins University

## HIGH RISK 1,000-5,000 cases)

Country	Active Cases	Confirmed (New)	Deaths (New)	Cases/ 1M Pop	Deaths/ 1M Pop	% Daily Change7-Day Av
Botswana	4817	28371 (0)	310 (0)	11906	130	6.51%
Syria	4760	15588 (55)	1027 (4)	877	58	2.62%
Senegal	4754	34520 (265)	872 (6)	2027	51	4.61%
Cuba	4215	49779 (618)	322 (4)	4397	28	10.56%
Afghanistan	3938	55714 (7)	2443 (0)	1411	62	0.20%
Sri Lanka	3683	83094 (204)	464 (0)	3870	22	3.72%
South Sudan	3616	7926 (155)	93 (0)	703	8	16.94%
Croatia	3213	242973 (356)	5526 (15)	59430	1352	1.25%
Somalia	3210	7257 (266)	239 (8)	448	15	17.09%
Luxembourg	2986	55110 (0)	637 (0)	87618	1008	2.41%
Zambia*	2945	78534 (332)	1091 (10)	4195	58	5.13%
Malta	2720	22482 (263)	315 (2)	50827	712	7.07%
El Salvador	2700	59866 (0)	1854 (7)	9199	285	2.20%
Saudi Arabia	2584	377383 (322)	6494 (6)	10730	185	0.63%

\* Indicates moved down a risk category

Note: This report is based on sources and information deemed to be true and reliable, but Dentons makes no representations to same.

# Country Risk Assessment

## HIGH RISK (1,000-5,000 cases)

Country	Active Cases	Confirmed (New)	Deaths (New)	Cases / 1M Pop.	Deaths / 1M Pop	% Daily Change 7-Day Av
Cameroon	2569	35714 (0)	551 (0)	1324	20	5.50%
Azerbaijan	2549	234537 (270)	3220 (2)	22995	316	0.60%
Maldives	2482	19793 (196)	62 (1)	36197	113	5.17%
Haiti	2468	12430 (0)	250 (0)	1083	22	1.26%
Namibia	2160	38845 (203)	424 (4)	15108	165	3.51%
Georgia	2134	270758 (248)	3510 (11)	67960	881	0.89%
Nicaragua	2047	6445 (0)	173 (0)	965	26	0.73%
Zimbabwe	1960	36089 (31)	1463 (0)	2405	97	0.81%
Eswatini	1686	17014 (12)	652 (2)	14565	558	1.32%
Congo (Brazzaville)	1673	8820 (0)	128 (0)	1573	23	2.21%
Mali	1621	8376 (11)	353 (1)	406	17	0.92%
Kyrgyzstan	1575	86251 (66)	1466 (3)	13075	222	0.37%
Burundi	1433	2209 (28)	3 (0)	182	0	8.06%
Gabon	1338	14564 (0)	83 (0)	6444	37	6.94%

## HIGH RISK (1,000-5,000 cases)

Country	Active Cases	Confirmed (New)	Deaths (New)	Cases/ 1M Pop	Deaths/ 1M Pop	% Daily Change 7-Day Av
Rwanda	1276	18850 (60)	261 (0)	1432	20	4.23%
Sierra Leone	1187	3887 (0)	79 (0)	481	10	0.82%
Togo	1157	6901 (50)	84 (1)	821	10	8.43%
Benin	1116	5434 (0)	70 (0)	441	6	0.00%
Bahamas	1031	8519 (0)	179 (0)	21527	452	1.36%
Guinea**	1006	15992 (98)	89 (0)	1196	7	3.73%

\*\* Indicates moved up a risk category

Data Source: Johns Hopkins University

Note: This report is based on sources and information deemed to be true and reliable, but Dentons makes no representations to same.



# US Risk Assessment

## VERY HIGH RISK (>5,000 cases)

State & Territory	Active Cases	Confirmed (New)	Deaths (New)	Cases / 1M Pop.	Deaths / 1M Pop	% Daily Change 7-Day Av
California	1665122	3566914 (3336)	52158 (205)	89972	1321	0.98%
New York	850701	1643867 (7827)	47615 (117)	86395	2459	3.18%
Florida	756775	1909221 (5539)	30852 (118)	88893	1437	2.12%
Arizona	685947	816782 (1075)	15980 (13)	112215	2195	1.08%
Virginia	520563	576050 (1736)	8552 (170)	67489	1002	2.07%
South Carolina	508277	516823 (1751)	8546 (48)	100379	1657	2.45%
Georgia	500540	1006521 (2334)	17295 (1)	94799	1629	2.09%
Maryland	364563	382099 (827)	7869 (13)	63202	1302	1.50%
Kentucky	352441	404622 (675)	4637 (12)	90567	1038	1.88%
Kansas	291305	295997 (0)	4692 (0)	101867	1630	0.94%
New Jersey	240638	789356 (2389)	23252 (14)	88870	2618	2.91%
Indiana	217464	661673 (731)	12573 (17)	98285	1868	0.93%
Alabama	198192	493252 (569)	9930 (0)	100598	2025	1.30%
Colorado	193532	428303 (841)	5951 (6)	74374	1033	1.80%

## VERY HIGH RISK (>5,000 cases)

State & Territory	Active Cases	Confirmed (New)	Deaths (New)	Cases/ 1M Pop.	Deaths/ 1M Pop	% Daily Change 7-Day Av
Missouri	180503	495047 (242)	8280 (-1)	85015	1392	0.72%
Texas	175312	2653013 (3650)	43697 (178)	91655	1520	1.97%
Connecticut	170826	279946 (0)	7622 (0)	78520	2138	2.45%
Washington	166957	339773 (0)	4956 (0)	45024	660	1.76%
Oregon	153389	155597 (282)	2208 (0)	36891	524	1.79%
Rhode Island	115472	125622 (0)	2502 (0)	118583	2362	1.97%
Michigan	87784	645550 (0)	16508 (0)	64640	1653	1.44%
Delaware	85377	86799 (282)	1422 (4)	89138	1460	2.38%
Illinois	80894	1186613 (1246)	22735 (25)	93648	1794	1.04%
Idaho	75050	171140 (0)	1860 (0)	95766	1041	1.16%
Pennsylvania	72567	933261 (1730)	23967 (72)	73127	1884	1.89%
Wisconsin	60685	617367 (481)	7014 (0)	96860	1101	0.83%
Alaska	57973	58263 (0)	290 (0)	76535	392	1.49%
North Carolina	51815	858548 (0)	11212 (0)	81859	1069	1.85%

Data Source: Johns Hopkins University

Note: This report is based on sources and information deemed to be true and reliable, but Dentons makes no representations to same.

# US Risk Assessment

## VERY HIGH RISK (>5,000 cases)

State & Territory	Active Cases	Confirmed (New)	Deaths (New)	Cases / 1M Pop.	Deaths / 1M Pop	% Daily Change 7-Day Av
Nevada	46514	293754 (266)	4957 (0)	95370	1609	0.95%
Nebraska	43891	200882 (162)	2082 (0)	103829	1076	0.96%
Iowa	43031	363636 (203)	5471 (1)	115212	1734	1.13%
Ohio	40601	967422 (1268)	17297 (60)	82763	1480	1.41%
New Mexico	35403	185132 (244)	3716 (16)	88291	1772	1.27%
Maine	31132	44635 (142)	703 (1)	33205	523	2.55%
Massachusetts	30062	581148 (1468)	16118 (51)	84316	2338	2.04%
Hawaii	27321	27759 (54)	438 (0)	19464	310	1.43%
Utah	16997	371235 (465)	1935 (6)	115795	604	1.21%
Mississippi	14677	294795 (704)	6681 (12)	99053	2245	1.41%
Tennessee	13730	775004 (1117)	11411 (18)	113484	1671	1.27%
Oklahoma	12768	424508 (706)	4428 (49)	107281	1119	1.21%
Louisiana	12029	430100 (1508)	9608 (21)	92519	2067	1.38%
District of Columbia	10700	40598 (120)	1017 (7)	57525	1441	2.34%

Data Source: Johns Hopkins University

Note: This report is based on sources and information deemed to be true and reliable, but Dentons makes no representations to same.

## VERY HIGH RISK (>5,000 cases)

State & Territory	Active Cases	Confirmed (New)	Deaths (New)	Cases/ 1M Pop.	Deaths/ 1M Pop	% Daily Change 7-Day Av
Puerto Rico	7365	100297 (253)	2036 (4)	53599	601	1.21%
West Virginia	7258	131855 (275)	2300 (3)	73574	1283	1.70%
Minnesota	7224	484594 (804)	6551 (8)	85927	1162	1.15%

## HIGH RISK (1,000-5,000 cases)

State & Territory	Active Cases	Confirmed (New)	Deaths (New)	Cases/ 1M Pop.	Deaths/ 1M Pop	% Daily Change 7-Day Av
Arkansas	4240	322415 (3220)	5417 (0)	106838	1737	2.14%
New Hampshire	2532	75424 (258)	1170 (0)	55471	860	2.67%
Vermont	2462	15198 (100)	204 (0)	24356	327	4.64%
South Dakota	1933	112427 (134)	1888 (2)	127085	2134	1.00%
Montana	1615	99954 (117)	1357 (1)	93522	1270	1.18%

# Contacts

---

*This summary is based on reports sourced from among the 75 countries in which Dentons currently serves clients as well as from firms in other locations, some of which will formally join Dentons later in 2020. We are pleased to share this complimentary summary and contemporaneous assessment, with the caveat that developments are changing rapidly. This is not legal advice, and you should not act or refrain from acting based solely on its contents. We urge you to consult with counsel regarding your particular circumstances.*

*To read additional analysis, visit the [Dentons Flashpoint portal](#) for insights into geopolitics and governance; industry and markets; cyber and security; science, health and culture; and economic and regulatory issues.*

## **Karl Hopkins**

Partner and Global Chief Security Officer  
Dentons  
Washington, DC

D +1 202 408 9225  
[karl.hopkins@dentons.com](mailto:karl.hopkins@dentons.com)

## **Melissa Mahle**

Senior Analyst  
Dentons  
Washington, DC

D +1 202 408 6383  
[melissa.mahle@dentons.com](mailto:melissa.mahle@dentons.com)